









LEGEND - EXISTING GENERATION

Power Stations

-  Coal
-  Gas
-  Diesel
-  Wind

Transmission Lines

-  275 kV
-  132 kV
-  66 kV
-  DC Link