

WA Independent Market Operator

Audit and Certification of the WA
Wholesale Electricity Market Systems

5 October 2006

WA Independent Market Operator

Audit and Certification of the WA
Wholesale Electricity Market Systems

5 October 2006

© PA Knowledge Limited 2006

Prepared by: Justin Olden

Reference No: WAGO0001S

PA Consulting Group
Part Level 30
360 Collins Street
Melbourne
VIC 3000
Tel: +61 3 9605 5555
Fax: +61 3 9605 5666
www.paconsulting.com

Version: 1.4

FOREWORD

The Wholesale Electricity Market Rules of Western Australia require that the Independent Market Operator (IMO) have an independent auditor certify the software systems used in operating the market. It has also been decided that System Management (SM) will also have an independent auditor certify the System Management Market Information Technology System, to be carried out in conjunction with the certification of IMO's market system. Both of these market systems are near complete and approaching readiness for market start.

PA Consulting were engaged to undertake these certifications and carried out the certification process between 28th May 2006 and 7th August 2006, with retesting and certification of failed items concluded prior to market commencement. This document represents the full report on the certification process and certification outcomes up to the commencement of the market on 21 September 2006. Two separate documents have been issued to IMO and SM providing respective system certification.

TABLE OF CONTENTS

| | |
|---|-------------|
| Foreword | i |
| 1. Introduction | 1-1 |
| 1.1 About this Report | 1-1 |
| 1.2 Approach taken to testing the Market software | 1-1 |
| 2. Executive Summary | 2-3 |
| 2.1 Overview | 2-3 |
| 2.2 Certification Results | 2-3 |
| 2.3 Summary of tests conducted | 2-5 |
| 3. Details of SMMITS Review | 3-1 |
| 3.1 Load forecasts and ancillary requirements | 3-1 |
| 3.2 Settlement data (provided by SM) | 3-4 |
| 3.3 PASA | 3-7 |
| 4. Details of Reserve Capacity Systems Review | 4-10 |
| 5. Details of Energy Systems Review | 5-21 |
| 5.1 STEM Market | 5-21 |
| 5.2 Non-STEM Tests | 5-33 |
| 6. Details of Settlements Review | 6-2 |
| 6.1 Ancillary Services Settlement | 6-2 |
| 6.2 STEM Settlement | 6-4 |
| 6.3 Reserve Capacity Settlement | 6-5 |
| 6.4 Balancing Settlement | 6-7 |
| 6.5 Other Settlement Calculations | 6-9 |
| Appendices | |
| APPENDIX A: List of Reference Material used | A-1 |
| APPENDIX B: Software Systems | B-3 |
| APPENDIX C: Maximum Reserve Capacity Price | C-4 |
| APPENDIX D: Reserve Capacity Basic Model | D-5 |
| APPENDIX E: Balancing Settlement Results | E-7 |
| APPENDIX F: Reserve Capacity Settlement Result | F-9 |

1. INTRODUCTION

1.1 ABOUT THIS REPORT

The certification process assesses whether the mathematical formulations of the Western Australia wholesale electricity market systems has been correctly implemented so that the energy and reserve dispatch schedules and related prices and settlement values are correctly calculated with respect to the Wholesale Electricity Market Rules¹ (the Rules) and associated Market Procedures (the Procedures).

Within the certification process are those calculations codified in the Rules and incorporated within IMO's electricity market systems, referred to as the IMO Market Systems, as well those incorporate within SM Market Information Technology Systems, referred to as SMMITS.

The certification process, tests and results are documented in this report. This document is divided into a number of sections in the following manner:

- Section 1 Introduction – sets out the structure of this document and provides an overview of the approach adopted in conducting the certification
- Section 2 Overview – provides an overview of the key findings from the certification process and provides a summary of the certification tests and test outcomes
- Section 3 Details of SMMITS review – provides the detail of the test scenarios and cases used for the certification of the SMMITS systems along with the test results and issues noted (if any)
- Section 4 Details of Reserve Capacity system – as per Section 3 but covering IMOs reserve capacity systems
- Section 5 Details of Energy System Review – as per Section 3 but covering IMOs energy market systems including SMITS
- Section 6 Details of Settlement System Review – as per Section 3 but covering IMOs settlement systems
- Appendices – providing supporting documentation including details of reference documents and test data used.

1.2 APPROACH TAKEN TO TESTING THE MARKET SOFTWARE

Our principal approach to testing market software centres on testing one feature at a time using one or more simple test cases for each feature. We seek to isolate the specific feature being tested by disabling as many other features as possible and/or constructing the data so that a minimal set of features is active in each test. The software is then run to produce a set of results. Verification of the software results is generally conducted using one, or commonly both, of the following methods:

1. Directly comparing the results to our understanding of the formulation. This may involve answering questions such as: Are the appropriate constraints binding? Does the set of calculations change as we expect when input values are altered

¹ Version 2.5 (refer Appendix A for further details)

and the software is re-run? Does the software make optimal trade-offs between alternative resources, given their costs and associated constraints?

2. In many cases, we construct spreadsheet models of the specific case. The spreadsheet model may perform a set of calculations (such as pre-processing of data or quantity allocations, as defined by the formulation), or it may include an optimisation procedure designed to replicate a portion of the software's formulation.

If we are able to verify the software results in the cases being tested, then we can confirm that the software is performing according to its design.

In addition, to the tests using our test model, as needed and as appropriate, we also examined and verified the set of tests that had been conducted by IMO in their own software testing programme.

For the IMO software PA did not verify the accuracy of the meter data or other data collected and processed prior to the calculations performed by the software modules.

Although each test is designed to verify a specific model feature or attribute, other attributes or features are also verified simultaneously. This degree of crossover between tests enhances the audit coverage, and hence provides a higher level of confidence in the software. The software examined under this portion of the trial was ABB's Sable software market system and Navita's settlement system.

For the Market Systems software of IMO, the input data for every test case is stored so that each case can be reconstructed at a later time, if required.

For the SMMITS software of System Management (SM), we limited our tests to those obligations defined in the market Rules that relate directly to the conduct of the new energy market and hence have the potential to impact the fair and accurate operation of the market².

While many of SM's obligations have been incorporated within the newly developed SMMITS system, some important obligations include manual steps conducted outside SMMITS. As a result, for the purposes of this review we have extended our tests to incorporate those manual steps where these are part of an overall set of activities otherwise supported by SMMITS. For this reason we adopted a 'black box' test approach, where we drew a boundary around an identifiable set of business processes for each of the rules obligations, and structured our tests to confirm that any set of given inputs would produce outcomes consistent with our expectation, regardless of whether the arrangements used by SM to derive the outcome were fully or only partially supported by SMMITS. It should be noted that all references made in the balance of this document to 'SMMITS' is taken to mean both the new software system (known as SMMITS) as well as the set of manual steps conducted outside SMMITS but which are part of the solutions supported by SMMITS.

System Management performed all the SMMITS-related cases to test scenarios and scripts prepared by PA. Input data and test results were subsequently provided to PA for analysis.

² The Rules place many obligations on SM that relate more specifically to the operation of the power system rather than the electricity market. Further, SM uses SMMITS and other systems to support both its market and system operation functions. This review only

2. EXECUTIVE SUMMARY

2.1 OVERVIEW

PA Consulting we contracted to conduct the independent certification of the systems used by the IMO and SM to support their respective roles in the operation of the new wholesale electricity market planned to go live in Q3 2006. This certification process was conducted between May and August 2006 using Version 2.5 of the Wholesale Electricity Market Rules and the then current releases of the respective software systems. Items that failed the initial certification process were retested and certified as fixes were released, with this report representing the position at the point of market commencement on 21 September 2006.

The focus of the certification was to confirm that the computations undertaken by the IMO and SM systems were conducted correctly and in accordance with a reasonable interpretation of the Rules. To conduct this certification PA devised a number of tests structured around each area of interest, and then compared the test results with an expected set of outcomes. Where differences were noted, these were investigated and recommendations put forward. Recommendations were at times to alter the Rules where the Rules were in error, and at other times to amend the software when, in our opinion and with the support of IMO, it breached the intent of the Rules.

Certification is then issued only on the basis that no software errors of material note are present at the time of issuing the certificate. In some cases a 'conditional' certification will be issued on the provision that defined corrective actions are implemented prior to market start (eg the amendment of Rules to remove an ambiguity).

2.2 CERTIFICATION RESULTS

The result of our certification process has concluded the following certification for the systems under review:

- ***Independent Market Operator Market Systems – Full Certification***
- ***System Management systems – Conditional Certification*** on the basis that the following issues are addressed prior to market start:
 - That the systems used to derive replacement settlement meter data (i.e. State Estimator and EGC meter data) are separately certified prior to their use in the live market

A summary of the tests and findings for these systems is provided in Sections 2.2.1 and 2.2.2.

2.2.1 Compliance of the IMO Market Systems

The software systems covered by this section of the review include:

- The Reserve Capacity system
- The Energy Market systems (including STEM)
- The Settlements systems

Our tests indicated that the IMO Market Systems generally produced answers consistent with the market Rules under operating conditions that could be reasonably expected to

occur over the life of the market. While several issues were identified during the course of the certification, all were satisfactorily addressed by the IMO and confirmed acceptable during retesting.

2.2.2 Compliance of SMMITS

Our tests indicated that the SMMITS system generally produced answers consistent with the market Rules under operating conditions that could be expected to occur over the next few years.

During the certification process we were unable to test two software systems due to their lack of readiness, and hence our certification does not currently extend to these areas. The two systems were:

- the State Estimator, as used to prepare replacement generation settlement data, and
- the EGC derived meter data system, as used to prepare replacement generation settlement data

Also, we observed a number of issues that resulted in the awarding of either a 'conditional' or 'Inconclusive' assessment on some of the tests. These tests produced result that were inconsistent with the market Rules but which in themselves were not considered sufficiently material in effect to justify a 'failed' status and hence redress prior to the commencement of the market (although we would recommend correction before market start where this can be done). A summary of these items is provided in the table in Section 2.3 with details provided in Chapters 3 along with recommended actions and timeframes.

Of the set of issues observed, the following are the most significant:

i. Application of Loss Factor adjustment ambiguous

The Rules define 'Loss Factor adjusted' as the multiplication of an energy quantity by any applicable loss factor. This is only correct when adjusting a quantity to the Reference Node. When adjusting away from the reference node to derive say a 'sent our quantity', the quantity must be divided by the loss factor. The rules are currently imprecise in this area and open to interpretation and potential misuse. This said, all instances of Loss Factor adjustment performed by SM were conducted correctly.

Recommendation: tighten up the definition of 'Loss Factor adjusted' in the Rules.

ii. Determination of Ancillary Services quantities calculated annually

SM use predetermined values and profiles calculated on an annual basis in determining the quantity of Load Following, Spinning Reserve and Load Rejection. While the Rules don't preclude such an arrangement being used, the Rules do presume that SM will be in a position to produce accurate ancillary service levels at all times. The current arrangements would not be able to assure this position. However, for the range of conditions the SM expects to encounter over the first year of the new market it is likely the current arrangements will produce a reasonably correct answer.

Recommendation: Consideration should be given by SM to bolstering the arrangements used to initiate the recalculation of ancillary service requirements (which may include

automating the calculation of ancillary service requirement to calculate on a more real time basis)

iii. Market Procedure for selecting between ancillary service providers during dispatch are not defined

Under the Rules SM is required for each Trading Day to prepare a list of facilities that it may call on to provide ancillary services. Neither the Rules nor the Power System Operations Procedures currently define how the facilities are to be selected and as such SM uses 'experience' to select between facilities. At market start the current arrangement may not be overly problematic as the only generation facilities participating in the ancillary service market are those of the EGC. Hence the SM is not open to unfairly distributing the burden or rewards of supply beyond the EGC. This situation will change when other market participants become ancillary service providers, at which time the criteria for selecting between providers will need to be more openly defined and fair in application.

Recommendation: Develop and document arrangements for the selection of facilities for ancillary service provision (which is arguably already an obligation on SM to document in the Power System Operations Procedures). This should be done prior to non-EGC generation providers offering their services to the Market.

2.3 SUMMARY OF TESTS CONDUCTED

This section provides a summary for the full set of tests conducted on the IMO and SM systems along with our conclusion of the tests. This detail is provided in tabular form and covers:

- The features of Market Systems and SMMITS software which have been tested
- The nature of the tests conducted
- A statement of conclusion, being either:
 - PASS, meaning the test returned the expected result (i.e. consistent with our interpretation of the Rules)
 - FAIL, meaning the test didn't return the expected result and that this unexpected result was likely to have a material effect on the market outcomes
 - CONDITIONAL, meaning the test didn't return the expected result but that the unexpected result was unlikely to have a material effect on the market outcomes. The conditional status is given on the provision that the corrective action put forward is accepted and implemented within the proposed timeframes
 - INCONCLUSIVE, meaning that either the test didn't produce an outcome (eg where the system in question was not yet functional), or where the Rules themselves are ambiguous and hence allow for multiple outcomes. In any case, further testing is recommended in these situations prior to the systems being used in the live market.



| System | Subject | | Conclusion | Comment |
|----------------|---|---|--------------|---|
| SMMITS | Load Forecasts | Test 1: Produce a morning load forecast | PASS | |
| | | Test 2: Produce an afternoon Load Forecast; updated to reflect weather and actual demand conditions | PASS | |
| | | Test 3: Estimate the MWh quantity of energy that can be called to meet Ancillary Service Requirements | PASS | |
| SMMITS | Settlement Data and Ancillary Service Requirements | Test 4: Operational System Load Estimate | PASS | Subject to satisfactory testing of State Estimator and EGC meter data systems. Arrangements for calculating decrease not defined at time of audit. |
| | | Test 5: Quantity of non-compliance by the Electricity Generation Corporation (EGC) | PASS | |
| | | Test 6: Energy dispatched under a Balancing Support Contract | PASS | |
| | | Test 7: Schedule of energy output of a generating system. Verification and Cleansing of missing settlement data | CONDITIONAL | |
| | | Test 8: The estimated decrease in the output of each Non-Scheduled Generator | INCONCLUSIVE | |
| | Test 9: The required decrease in consumption of each Curtailable Load | PASS | | |
| SMMITS | PASA | Test 10: MT PASA Study | CONDITIONAL | Subject to satisfactory confirmation of Load Forecast methodology when published. |
| | | Test 11: ST PASA Study | CONDITIONAL | As above. |
| Market Systems | Reserve Capacity | Test RC1: Maximum Reserve Capacity Price | PASS | |
| | | Test RC2: Base case for testing the Reserve Capacity algorithm | PASS | |
| | | Test RC3: Cascading Capacity through Availability Classes. | PASS | |
| | | Test RC4: The most expensive offer not being needed. | PASS | |
| | | Test RC5: Uncleared offer cascaded down to class 4 | PASS | |
| | | Test RC6: Tie-break on status | PASS | |



| | | | | |
|----------------|-----------------|--|------|--|
| | | Test RC7: Tie break on Capacity | PASS | |
| | | Test RC8: tie break 1 offer time | PASS | |
| | | Test RC9: Valid Exchange | PASS | |
| | | Test RC10: Exchange of existing | PASS | |
| | | Test RC11: Maximum Price Cap | PASS | |
| | | Test RC12: Overall shortfall | PASS | |
| | | Test RC13 - zero clearing price: | PASS | |
| | | Test RC14 mutually exclusive1 | PASS | |
| | | Test RC15- mutually exclusive2 | PASS | |
| | | Test RC16 - no auction | PASS | |
| | | Test RC17 - bilateral tiebreak | PASS | |
| Market Systems | STEM & Non-STEM | STEM ST1: Base Case | PASS | |
| | | STEM ST2: Under contracted | PASS | |
| | | STEM ST3: Fully Contracted | PASS | |
| | | STEM ST4: Undercontracted | PASS | |
| | | STEM ST5; Price Curve Greater than / Less than Bilaterals. | PASS | |
| | | STEM ST6: Multiple Clearing Quantities | PASS | |
| | | STEM ST7: Multiple Optima Prices | PASS | |
| | | STEM ST8: One Participant, Demand And Supply | PASS | |
| | | STEM ST9: One Participant, Supply Only | PASS | |
| | | STEM ST10: Base with Three Participants. | PASS | |
| | | STEM ST11: Three Participants, (part II) | PASS | |
| | | STEM ST12: Limit Tests | PASS | |
| | | NST 1 Dispatch Merit Order | PASS | |
| | | NST 2 Dispatch Instructions | PASS | |
| | | NST 3 Administered Balancing Prices | PASS | |
| | | NST 4 Reserve Capacity Obligation Quantities | PASS | |
| | | NST 5: IRCR | PASS | |



| | | | | |
|------------|--------------------------------|--|------|--|
| | | NST 6: Loss Factors | PASS | |
| Settlement | Ancillary services Settlements | Test AS1: USHARE and Reserve Share | PASS | |
| | | Test AS2: Reserve Cost Share | PASS | |
| | | Test AS3 Availability Cost Spinning Reserve | PASS | |
| | | Test AS4: Consumer Share | PASS | |
| | | Test AS5: Load Following Share | PASS | |
| | | Test AS6: Ancillary Services Settlement Amount | PASS | |
| Settlement | STEM Settlement | Test SS1: Calculating STEM Settlement Amounts | PASS | |
| Settlement | Reserve Capacity Settlement | Test RCS1: Calculating Reserve Capacity Settlement Amount for Supply | PASS | |
| | | Test RCS2: Calculating Reserve Capacity Settlement Amount for Demand | PASS | |
| | | Test RCS3: Calculating Reserve Capacity Refund Settlement Amount | PASS | |
| | | Test RCS4: Calculating Reserve Capacity Rebates and Offsets | PASS | |
| Settlement | Balancing Settlement | Test BS1: Authorised Deviation Settlement Amounts | PASS | |
| | | Test BS2: Authorised Deviation Settlement Amounts for Western Power | PASS | |
| | | Test BS3: Unauthorised Deviation Settlement Amounts | PASS | |
| | | Test BS4: Resource Plan Deviation Settlement Amount | PASS | |
| | | Test BS5: Dispatch Instruction Settlement Amounts | PASS | |
| Settlement | Other Settlement | Test OS1: Commitment and Outage Settlement Amount | PASS | |
| | | Test OS2: Non-Compliance Charge Settlement Amounts | PASS | |
| | | Test OS3: Reconciliation Settlement Amount | PASS | |
| | | Test OS4: Network Control Service Settlement Amount | PASS | |
| | | Test OS5: Market Fee Settlement Amount | PASS | |
| | | Test OS6: Intermittent Loads | PASS | |

| | | | | |
|--|--|--|--|--|
| | | | | |
| | | | | |

3. DETAILS OF SMMITS REVIEW

This section describes the tests that were performed on SM market information system (SMMITS).

While SM have developed the SMMITS system to support its role in the new electricity market, SMMITS itself does not perform all the necessary functions required of the market, with SM relying on a set of software applications (including SMMITS, METRIX, SEECOM, etc), electronic devices (eg SCADA), and manual processes to satisfy its obligations under the Rules.

The use of manual processes, while not explicitly problematic, can introduce variability to test results through the human operation. Our certification is focussed predominately on the ability of the 'system' to produce an expected outcome for a given set of inputs and over a limited set of test runs. By intent we only test each piece of software to the point where it produces the expected outcome. As such any variability in the result that may flow from the manual intervention will only be seen to the extent that the variability has resulted in an incorrect answer being produced. Where the correct answer is produced first time, we will have no visibility of the variability of the manual process. This point is made to highlight the purpose and limitation of the certification audit as it applies to the SM systems.

Further, while consideration was given to limiting the certification audit to only those functions codified in software, the reality is that much of the computational work required of the Rules involves manual steps, making any such tests rather meaningless. For this reason we chose to conduct what we refer to as a 'black box' test, where we developed test cases and test scenarios around the Rules requirements, and then had SM run these tests through their 'systems' to produce a set of outcomes. We separately verified these outcomes to confirm whether they were as expected.

For the purpose of convenience we divided the test program into the following three reasonably discrete process areas:

- Dispatch Load Forecasts & Ancillary Service Requirements
- Preparation of Settlement Data for IMO
- Preparation of Short Term & Medium Term PASA

The audit details for each of these process areas is provided in the following Sections.

3.1 LOAD FORECASTS AND ANCILLARY REQUIREMENTS

This section details the tests and test results used to confirm that load forecasts and ancillary service requirements produced by SM comply with Section 7.2 of the Rules. To test these requirements three sets of tests involving several different scenarios was prepared to produce the morning and afternoon load forecast and to determine Ancillary Service Requirements for Load Following and Spinning Reserve for a given Trading Day.

The three tests covered:

- Confirmation that the morning Load Forecast could be produced [Rules, Section 7.2.1(a)] – Test 1
- Confirmation that the afternoon Load Forecast could be produced taking into account changed weather, load and generation data [Rules, Section 7.2.1(b)] – Test 2

- Confirmation that the loss factor adjusted MWh of energy that could be called on to provide ancillary services could be calculated [Rules, Section 7.2.3A(a)] – Test 3
- Confirmation that a list of Facilities that SM might call on to provide ancillary services could be produced [Rules, Section 7.2.3A(b)] – Not tested³.

For each test, test scenarios were devised and variables defined to achieve a set of test outcomes. These outcomes were then compared against independently derived outcomes to confirm the validity of test result.

By necessity, the test scenarios were largely structured around confirming the systems worked as expected rather than confirming the precision of the outcomes. This was necessary because the Rules in this area generally don't provide sufficient detailed methodology (in either the Rules or associated Power System Operations Procedures) to enable the accuracy of the values to be validated. As a result the aim of the tests was to simply observe that outputs such as the Load Forecasts behaved in a largely predictable manner when subjected to various input changes. Further, in the case of the requirements for Load Rejection, there was insufficient information in the Rules to prepare any meaningful tests for this requirement.

3.1.1 Test 1: Produce a morning load forecast

Purpose: To determine whether the Load Forecast represents Non-Dispatchable Load, Curtailable Load and Interruptible Load net of forecast Non-Scheduled Generation; predicts values for both MWh and MW total demand for each Trading Interval in the Trading Day; and be Loss Factor adjusted to the Reference Node.

Conclusions: PASS

The load forecast can be provided in the format specified in the Rules. The forecast is produced for the 48 Trading Intervals, is loss factor adjusted correctly, is supplied in both MW and MWh, and is produced with a reasonable (albeit unknown) level of accuracy.

Issues to resolve:

- The methodology for determining the Load Forecast is not included in the Rules or Power System Operations Procedures hence we could not independently confirm the validity of the forecast values
- System Management is providing a peak value of MW where an average or end of trading period figure was expected (the peak value being some 30MW greater than the average value). The Rules don't specify if this value is to be a peak, mean, min or max value of any trading period, although in the absence of any specific requirement it is reasonable to assume the figure represents an average or mean value.

3.1.2 Test 2: Produce an afternoon Load Forecast; updated to reflect weather and actual demand conditions

Purpose: To determine whether the afternoon Load Forecast can reflect any revised weather forecasts; higher or lower actual demand than predicted; and higher or lower Non-Scheduled Generation than predicted.

³ The methodology for selecting facilities did not exist at the time of preparing this report. No tests could be undertaken as a result.

The tests required SM to prepare a morning load forecast which was used as the base case, and the to further prepare a number of afternoon forecasts based on the following changes in condition:

- setting the temperature 4 degrees higher and lower from a base case, to simulate the effect of temperature;
- setting the actual demand to be lower than predicted; and
- setting Non-Scheduled Generation to be lower than a base case.

Conclusions: PASS

There was an observed difference in the load forecast as a result of temperature changes. There was also an observed difference in the load forecast after it was adjusted to accommodate a decrease in actual load and verified that load forecast went up when Non-Scheduled generation was reduced.

Issues to resolve: None

We do note however that SM have interpreted the Rules to mean that the morning load forecast is not revised for the afternoon unless there has been a 'material' change in either the weather forecast, actual demand or non-scheduled generation. The definition of 'material' change is not documented and the decision to produce a revised forecast is largely a manual one left to the discretion of the operator on duty. As such we could expect some degree of variability in the accuracy of the afternoon Load Forecast as the result of a decision not to update, although just how significant this variability is has not be established.

3.1.3 Test 3: Estimate the MWh quantity of energy that can be called to meet Ancillary Service Requirements

Purpose: To test that the estimated MWh quantity of energy required for Ancillary Services is produced in accordance with the standards specified in 3.10 of the Market Rules.

Conclusions:

- Load Following: PASS
 - Verified that Load Following values submitted by SM meet the Ancillary Standards set by the Rules.
 - Verified that it is the greater of 30 MW and the capacity sufficient to cover 99.9% of the short term fluctuations in load and out of Non-Scheduled Generators and uninstructed output fluctuations from Scheduled Generators.
- Spinning Reserve: PASS
 - Verified that under normal operating conditions, SM calculates correct levels of spinning reserve
 - Verified that the MWh quantities are calculated correctly and loss factor adjusted

- Load Rejection: UNABLE TO TEST⁴

Issues to resolve:

- Load Following:
 - The 99.9% figure [Rules, Section 3.10.1(a)ii] is manually re-calculated by SM once a year. The Rules don't mandate a more frequent occurrence but it would be reasonable to expect SM to be able to recalculate the requirements whenever the underlying conditions change. Under the current market conditions the results produced were correct but under any other conditions the answer may be incorrect.
- Spinning Reserve:
 - The use of 'templates' for setting spinning reserve levels do not handle partial plant outages, which are accommodated by SM through the manual preparation of new profiles on an as-needs basis. Under normal system operating conditions SM is able to derive the correct answer, but under abnormal operating conditions the levels of spinning reserve requirement is likely to be less accurate. A review of a small sample of actual generation outputs from the two largest generation units showed that the 'actual' deviated from the 'template' quite significantly, particularly during the off peak period, providing anecdotal evidence that the templates are less than accurate.
 - Values for ramp rates are based on experience. In the absence of a documented procedure we were unable to validate the ramp rate.
 - The Rules [Section 3.10.2(a)] specify Spinning Reserve standards to be the greater of 70% of the total output and the maximum load ramp. The SM spreadsheet formula is currently $\text{MAX}(E11, F11) * 0.7$ and should be $\text{MAX}(E11 * 0.7, F11)$
- Load Rejection:
 - Unable to verify that Load Rejection Reserve meets standards due to a lack of documented methodology.

3.2 SETTLEMENT DATA (PROVIDED BY SM)

System Management is required to provide the IMO with a range of settlement data. Five separate tests were developed to verify SMs calculations from the input data provided and to confirm that the settlement data can be produced in compliance with the Rules. These include checks on the application of Loss Factors and the conversion of units.

The five tests covered:

- Confirmation that the Operation System Load Estimate could be produced [Rules, Section 7.13.1(a)] – Test 4
- Confirmation that the quantity of non-compliance by EGC could be calculated [Rules, Section 7.13.1(cA)] – Test 5
- Confirmation that the energy dispatched under a Balancing Support Contract could be calculated [Rules, Section 7.13.1(dA)] – Test 6

⁴ The requirement in the Rules is not sufficiently defined for any meaningful tests to be developed

- Confirmation that the MWh output of each generator could be calculated from SCADA system under a variety of conditions where SCADA data may be erroneous [Rules, Section 7.13.1(cC) & Power System Operating Procedure, Verification of Generation Facility MWh output data] – Test 7
- Confirmation that estimated decrease in MWh of the output of each Non-Scheduled Generator can be calculated [Rules, Section 7.13.1(eB)] – Test 8
- Confirmation that the required decrease in consumption in MWh of each Curtailable Load can be calculated [Rules, Section 7.13.1(eC)] – Test 9

3.2.1 Test 4: Operational System Load Estimate

Purpose: To test that the Operational System Load Estimate is the total Loss Factor adjusted MWh consumption supplied via the SWIS.

Conclusions: PASS

The operational load estimate included all generation points on the SWIS, was the 'sent out' energy value, was correctly Loss Factor adjusted, and provided in MWh for each of the 48 trading intervals.

Issues to resolve: None

3.2.2 Test 5: Quantity of non-compliance by the Electricity Generation Corporation (EGC)

Purpose: To determine whether non-compliance by an individual EGC facility is picked up only when it deviates from the System Management instruction by greater than 10MW. The test also validated that the unit conversion was applied correctly.

Conclusions: PASS

System Management was able to detect a deviation in excess of the allowable threshold of 10MW and correctly calculate a MWh quantity associated with that deviation.

Issues to resolve: The detection process was manual and required the on duty System Operator to log a deviation when it was observed. The reliability of this detection and logging process is, by definition, very dependant on the view, attitude and knowledge of the operator on duty at the time. Consideration should be given to making this process less dependent on manual intervention.

3.2.3 Test 6: Energy dispatched under a Balancing Support Contract

Purpose: To determine whether the MWh energy dispatched under a Balancing Support Contract is produced correctly for each Trading Interval in the Trading Day by Facility.

Conclusions: PASS

The total energy dispatched under Balancing Support Contracts can be calculated correctly from the sum of individual dispatch instructions for a Facility.

Issues to resolve: None

3.2.4 Test 7: Schedule of energy output of a generating system. Verification and Cleansing of missing settlement data

Purpose: To determine whether SM can prepare settlement ready data by energy output per Trading Interval per Generator. The test to confirm that raw SCADA data can be mapped correctly to a generating system, that any unit conversion is applied correctly, and that a suitable process for verifying and correcting missing data is applied.

To test the verification and cleansing of missing settlement data, different runs were performed for the same Trading Day to validate a number of scenarios:

- Base case – raw SCADA data received; data without missing or erroneous content
- Minor Deviation – raw SCADA data removed for part of a Trading Interval
- Major Deviation – SCADA data removed for 24 Trading Intervals; State Estimator used to supply replacement data
- Major Deviation – SCADA data removed for 24 Trading Intervals; EGC provided meter data used for replacement data

Conclusions: CONDITIONAL PASS

System Management was able to identify bad raw SCADA data – for both minor and major deviations – and override bad data as required to prepare a settlement ready file. A visual check was conducted to confirm that SMMITS database tables are populated with the corrected data.

This is a conditional pass pending the following concerns being addressed:

- The State Estimator and EGC meter data systems/process were not functional at the time of conducting this review. These systems need to be validated prior to market start.
- The Procedure titled ‘Verification of Generation Facility MWh output data’ was in early draft format with no formal version number or version control at the time of conducting this review. The full set of requirements imposed by this Procedure need to be further validated prior to market start.

Issues to resolve:

The draft version of the ‘Verification of Generation Facility MWh output data’ procedure imposes a requirement on SM to declare generation output data as ‘provisional’ where this data has been subjected by SM to ‘substantial’ changes. Two of our test scenarios should have triggered this declaration but failed to do so. It would appear this functionality is yet to be completed, probably due to the early and unofficial status of the draft procedure. We would recommend that once the procedure is finalized, that the requirements are further validated.

3.2.5 Test 8: The estimated decrease in the output of each Non-Scheduled Generators

Purpose: To test that SM can prepare a settlement statement of the MWh energy output per Non-Scheduled Generator, per Trading Interval as a result of Dispatch Instructions.

Conclusions: INCONCLUSIVE.

SMs systems can identify each instance when a Non-Scheduled generator has been instructed to reduce output, and it can log the instructed value of this decrease. However, the methodology for calculating the output that would have been produced in the absence of the dispatch instruction, which is set out in the Dispatch Procedure, is not in itself prescriptive, instead providing four alternatives for deriving a prescriptive methodology. At the time of conducting this review, none of the four alternatives had been defined in a prescriptive form, and as such none could be validated.

Issues to resolve: The expected frequency of a non-scheduled generator being instructed to reduce output is low (suggested to be less than once per year) hence the need for this functionality at market start is probably low. Further, when an occurrence does occur, it is likely that a suitable methodology could be agreed and the calculation conducted quite quickly. The need to have at least one methodology detailed prior to market start would be advantageous, although in our opinion not absolutely necessary.

3.2.6 Test 9: The required decrease in consumption of each Curtailable Load

Purpose: To test that SM can prepare a settlement statement of the MWh required decrease in consumption of Curtailable Load, in MWh, by Trading Interval as a result of Dispatch Instructions.

Conclusion: PASS

The calculation of the decrease in consumption of Curtailable load based on a dispatch instruction is correct.

Issues to resolve: None

3.3 PASA

System Management is obligated to produce a Short Term and Medium Term PASA study at defined intervals. Two sets of test were developed to validate these requirement, covering:

- Confirmation that load, generation and shortfall capacities for the short term PASA study could be calculated correctly [Rules, Section 3.16.9] – Test 10
- Confirmation that load, generation and shortfall capacities for the medium term PASA study could be calculated correctly [Rules, Section 3.17.9] – Test 11

SM prepares this information using a combination of SCADA data, off line study tools, spreadsheets and manual processes. At the time of conducting this review SM were unable to run the two set of test prepare by PA, so for the purpose of this review we have re-used the results of an earlier test conducted by SM. In this case, we have collected both the raw input data used by SM along with the resultant outputs, and then independently validated the two sets of data together.

3.3.1 Test 10: MT PASA Study

Purpose: To verify that the MT PASA study is complete, and where SMMITS is performing computations, confirm that they are calculated correctly. In particular to confirm that the:

- study includes the peak load forecasts for the following scenarios:
 - mean;

- mean plus one standard deviation; and
- mean plus two standard deviations.
- forecast total available generation capacity is calculated correctly
- forecast total available Demand Side Management capacity is calculated correctly given the input data
- calculation of the shortfall (as defined in 3.16.9(d)) is correct given the input data
- report identifies periods where there is an expected shortfall of capacity; that the Capacity Planning Margin for those weeks is negative.

The Rules/Procedures do not require the methodology for determining the Peak Load Forecast to be published until the release of the first PASA study after market start. At the time of conducting this review the methodology had not been finalised nor had the supporting systems been completed. As a result we were unable to independently confirm that the methodology is correctly supported by the systems under a range of possible scenarios. We did however confirm that the Load Forecast results produced for a single 'realistic' scenario were reasonable.'

Conclusions: CONDITIONAL PASS

Confirmed that Load Forecast appears reasonable given the input data. Confirmed that a mean, plus 1 and 2 standard deviations could be correctly calculated. Confirmed that available generation and Demand Side Management capacities could be correctly retrieved from standing data, and that shortfall margins could be correctly calculated.

Issues to resolve: A pass has been issued here on the condition that SM further validates that the Load Forecast is consistent with the final methodology to be published with the first PASA report under a range of reasonably expected network scenarios.

3.3.2 Test 11: ST PASA Study

Purpose: To verify that the ST PASA study is complete, and where SMMITS is performing computations, confirm that they are calculated correctly. In particular to confirm that the:

- study includes the peak load forecasts for the following scenarios:
 - mean;
 - mean plus one standard deviation; and
 - mean plus two standard deviations.
- forecast total available generation capacity is calculated correctly by six-hour period given the input data.
- forecast total available Demand Side Management capacity is calculated correctly by six-hour period given the input data
- calculation of the shortfall (as defined in 3.17.9(d)) is correct given the input data
- the report identifies six-hour periods where there is an expected shortfall of capacity; that the Capacity Planning Margin for those weeks is negative.

Conclusions: CONDITIONAL PASS

Verified that data is provided for each of the 6-hour intervals covering the 21 days of the ST PASA horizon. Verified that Unsecured Capacity Margin is correct based on the

calculation of expected shortfall defined in the Rules. Verified that the required information specified in the Rules are included in the spreadsheet.

Remainder of comments provided for MT PASA (above) apply to ST PASA.

Issues to resolve: A pass has been issued here on the condition that SM further validates that the Load Forecast is consistent with the final methodology to be published with the first PASA report under a range of reasonably expected network scenarios.

4. DETAILS OF RESERVE CAPACITY SYSTEMS REVIEW

This section describes the tests that were performed on Reserve Capacity Systems along with the test results and relevant commentary. A total of 16 tests, each comprising multiple test scenarios, were conducted on the system.

4.1.1 Test RC1: Maximum Reserve Capacity Price

Purpose: To verify that the software correctly calculates the Maximum Reserve Capacity Price

Conclusions: PASS

The calculations for this parameter are correct. See Appendix C1.

Issues to be resolved: The test of the formula found two minor wording errors in parts of the calculation not used in setting the value of the Maximum Reserve Capacity Price.

4.1.2 Test RC2: Base case for testing the Reserve Capacity algorithm

Purpose: To test for the case where there is sufficient supply of certified capacity for all classes to meet the requirement of that class.

Conclusions: PASS

| RC2 | Correctly Implemented? | Comment |
|--------------------------|------------------------|---|
| Bilateral Trade Clearing | Yes | All Bilateral Trades accepted, as expected. |
| Auction Cap/Shortfall | Yes | Auction Capacities set correctly, no shortfalls. |
| Auction Requirements | Yes | Excesses cascaded through each availability class correctly |
| Auction Clearing | Yes | All offers accepted, as expected |
| Reserve Cap Price | Yes | Set by the highest price offer accepted |
| Exchange Offers | Yes | No exchanges possible |

Issues to resolve: None

4.1.3 Test RC3: Cascading Capacity through Availability Classes.

Purpose: Excess supply of certified capacity in class 1, enough so that in the auction its last offer will cascade through to cover all other classes.

Conclusion: PASS

| RC3 | Correctly Implemented? | Comment |
|--------------------------|------------------------|---|
| Bilateral Trade Clearing | Yes | All Bilateral Trades accepted, as expected. |
| Auction Cap/Shortfall | Yes | Auction Capacities set correctly, no shortfalls. |
| Auction Requirements | Yes | Extra 30 MW's cascaded through all availability classes, so that there was no requirement in classes 2,3 and 4. This was the intention of the test. |

| | | |
|--------------------------|-----|--|
| Auction Clearing | Yes | All the class 1 offers were accepted. None were accepted for 2,3,4. This is as expected. |
| Reserve Cap Price | Yes | Set by the highest price offer accepted. |
| Exchange Offers | Yes | No exchanges possible as all offers were accepted in class 1. |

Issues to resolve: None

4.1.4 Test RC4: The most expensive offer not being needed.

Purpose: The data is the same as Test RC3, but is modified to test the solution with an increase in the capacity offered in class 1 resulting in the most expensive offer not being needed to meet the requirement.

Conclusion: PASS

| RC4 | Correctly Implemented? | Comment |
|---------------------------------|-------------------------------|---|
| Bilateral Trade Clearing | Yes | All Bilateral Trades accepted, as expected. |
| Auction Cap/Shortfall | Yes | Auction Capacities set correctly, no shortfalls. |
| Auction Requirements | Yes | Small excess from marginal unit cascaded correctly. |
| Auction Clearing | Yes | In Class 1 the most expensive offer was not accepted, due to the auction requirement being met with all other offers. Offers in 2,3,4 were cleared, but the most expensive remained uncleared as its offer price was higher than any of these offers. |
| Reserve Cap Price | Yes | Set by the highest price offer accepted |
| Exchange Offers | Yes | Exchange was not allowed as excess was less than 100 MW. |

Issues to resolve: None

4.1.5 Test RC5: Uncleared offer cascaded down to class 4

Purpose: The data is the same as Test RC3, but is modified so that the uncleared offer from class 1 is accepted in class 4.

Conclusion: PASS

| RC5 | Correctly Implemented? | Comment |
|---------------------------------|-------------------------------|---|
| Bilateral Trade Clearing | Yes | All Bilateral Trades accepted, as expected. |
| Auction Cap/Shortfall | Yes | Auction Capacities set correctly, no shortfalls. |
| Auction Requirements | Yes | Small excess from marginal unit cascaded correctly. |

| | | |
|--------------------------|-----|--|
| Auction Clearing | Yes | In Class 1 the most expensive offer was not accepted, due to the auction requirement being met with all other offers. Offers in 2,3 were cleared, but plant remained uncleared as its offer price was higher than these offers. the expensive facility was then cleared in 4 as its offer price was lower than other facilities in that class. This was the intention of the test. |
| Reserve Cap Price | Yes | Set by marginal plant a class 1 offer but accepted in class 4 |
| Exchange Offers | Yes | No exchanges allowed as excess was less than 100 MW. |

Issues to resolve: None

4.1.6 Test RC6: Tie-break on status

Purpose: Tie break test - the purpose is to confirm that in a reserve capacity auction tie-break a facility with registered (existing) status is accepted before one with proposed (non-commenced) status.

Conclusion: PASS

| RC6 | Correctly Implemented? | Comment |
|---------------------------------|------------------------|---|
| Bilateral Trade Clearing | Yes | All Bilateral Trades accepted, as expected. |
| Auction Cap/Shortfall | Yes | Auction Capacities set correctly, no shortfalls. |
| Auction Requirements | Yes | Small excess the marginal unit after tie breaking, was cascaded correctly. |
| Auction Clearing | Yes | In Class 1 two facilities had the same offer price. Two tied facilities on the first criterion One was a registered (operating) facility and the other only a proposed facility (non-commenced). Had the tie-break been made on the next criterion (decreasing order of capacity) the proposed facility would have been accepted first. This was the intention of the test. The proposed facility was then correctly cleared ahead of a higher priced one in class 4. |
| Reserve Cap Price | Yes | Set by the highest priced offers accepted, |
| Exchange Offers | n/a | Not tested here. An exchange between two facilities looks to be feasible and desirable. See test RC8. |

Issues to resolve: None

4.1.7 Test RC7: Tie break on Capacity

Purpose: Tie break test - the purpose is to confirm that in an reserve capacity auction tie-break a facilities with the same status are accepted in decreasing order of capacity.

Conclusion: PASS

| RC7 | Correctly Implemented? | Comment |
|--------------------------|------------------------|---|
| Bilateral Trade Clearing | Yes | All Bilateral Trades accepted, as expected. |
| Auction Cap/Shortfall | Yes | Auction Capacities set correctly, no shortfalls. |
| Auction Requirements | Yes | Small excess was cascaded correctly. |
| Auction Clearing | Yes | A tie-break occurred in class 4 between two facilities who were both offered in at the same price. The first criterion did not resolve the tie-break (both were registered facilities), so one at 30 MW, was accepted ahead of one at 29 MW, on the second criterion - decreasing order of capacity. This was the intention of the test. It would appear to confirm that availability class does not play a role in the tie-break, as a class 4 was accepted ahead of a class 1, which is in accordance to the rules. |
| Reserve Cap Price | Yes | Set by the highest priced offer accepted |
| Exchange Offers | Yes | No exchanges allowed as excess was less than 100 MW. |

Issues to resolve: None

4.1.8 Test RC8: tie break 1 offer time

Purpose: Tie break test - the purpose is to confirm that in a reserve capacity auction tie-break a facilities with the same status, capacity and expression of interest inclusion are accepted in order of the time of offers received, with the earlier offer being taken first.

Conclusion: PASS

| RC8 | Correctly Implemented? | Comment |
|--------------------------|------------------------|--|
| Bilateral Trade Clearing | Yes | All Bilateral Trades accepted, as expected. |
| Auction Cap/Shortfall | Yes | Auction Capacities set correctly, no shortfalls. |
| Auction Requirements | Yes | Small excess was cascaded correctly. |

| | | |
|--------------------------|-----|--|
| Auction Clearing | Yes | In Class 1 a facility was not accepted as the requirement was met with lower price offers. A tie-break then occurred in class 4 between two facilities who were both offered in at the same price. The first criterion did not resolve the tie-break (both were registered facilities), the second criterion also did not resolve (both offered same MW) and the third criterion did not resolve (expression of interest). So the offers were cleared using the fourth criterion - in order of the time of offers received, with the earlier offer being taken first. The offer for the accepted facility was submitted first. |
| Reserve Cap Price | Yes | Set by the highest priced offer accepted |
| Exchange Offers | Yes | No exchanges allowed as excess was less than 100 MW. |

Issues to resolve: None

4.1.9 Test RC9: Valid Exchange

Purpose: Test of a valid exchange. This is a repeat of test 5 but with the manual exchange performed after the auction.

Conclusions: PASS

| RC9 | Correctly Implemented? | Comment |
|--|------------------------|--|
| Bilateral Trade Clearing | Yes | See test 5 |
| Auction Cap/Shortfall | Yes | See test 5 |
| Auction Requirements | Yes | See test 5 |
| Auction Clearing | Yes | See test 5 |
| Reserve Cap Price | Yes | See test 5 - exchange did not effect this, despite a higher price offer being substituted in. This is as expected. |
| Exchange Offers | Yes | Manual exchange was performed, This was allowed as the excess capacity was greater than 100 MW. The total value was reduced (see below). |
| Total Value Before: | | \$117,442,800 |
| Total Value After: | | \$102,610,800 |
| Decrease in Total Value: | | \$ 14,832,000 |
| Due to the decrease in total value the exchange is desirable | | |

Issues to resolve: None

4.1.10 Test RC10: Exchange of existing facilities

Purpose: Test of an exchange where a registered (existing) facility would be excluded. The rules state this is not allowed - but we are unclear whether this is their intention.

Conclusions: PASS

| RC10 | Correctly Implemented? | Comment |
|---|--|---|
| Bilateral Trade Clearing | Yes | All Bilateral Trades accepted, as expected. |
| Auction Cap/Shortfall | Yes | Auction Capacities set correctly, no shortfalls. |
| Auction Requirements | Yes | Small excess from marginal unit was cascaded correctly. |
| Auction Clearing | Yes | In Class 1 the facility is not required. It is accepted in class 4. This is as expected/intended. |
| Reserve Cap Price | Yes | Set by the highest priced offer accepted |
| Exchange Offers | Yes | An exchange between two facilities was attempted. Both these facilities are registered (existing). With excess capacity and a decrease in total value the exchange would be feasible and desirable with the exception of the criterion (last bullet in Appendix 3 of the rules - page 410) that "not result in an existing facility...being excluded". The exchange was rejected on this criterion (see below) which complies with the strictest interpretation of the rules. It is unclear, however, if this was the intention of the rules (see calculation below). |
| Error Message when exchange attempted: | Can not change the modified status to No when the FACILITY_STATUS is 'R' or 'C' and the APPROVED_STATUS is 'YES' | |

| If the exchange was enforced | |
|-------------------------------------|----------------------|
| Total Cost Before Exchange | \$117,346,200 |
| Total Cost After Exchange | \$102,514,200 |
| Compensation to M | \$ 9,000 |
| Total saving from exchange | \$ 14,823,000 |

Issues to resolve: The software performed according to a strict interpretation of the Rules. This case shows the benefit of an interpretation (or Rule modification) that allowed a large existing plant to be replaced by a smaller existing plant – without creating shortfall.

4.1.11 Test RC11: Maximum Price Cap

Purpose: Test to confirm that the max price cap is being correctly implemented, with the marginal facility to be accepted offering above the maximum price cap.

Conclusions: PASS

| RC11 | Correctly Implemented? | Comment |
|---------------------------------|------------------------|--|
| Bilateral Trade Clearing | Yes | All Bilateral Trades accepted, as expected. |
| Auction Cap/Shortfall | Yes | Auction Capacities set correctly, no shortfalls. |

| | | |
|-----------------------------|-----|--|
| Auction Requirements | n/a | Auction not run, due to offers not being accepted in the MPI |
| Auction Clearing | n/a | Auction not run, due to offers not being accepted in the MPI |
| Reserve Cap Price | n/a | Auction not run, due to offers not being accepted in the MPI |
| Exchange Offers | n/a | Auction not run, due to offers not being accepted in the MPI |
| Inputs | Yes | Offers of greater than the Maximum Reserve Capacity Price would not be accepted in the MPI. It was the intention of the test to find out how the software dealt with offers above the MRCP, and the result confirms that software deals with this situation in an acceptable manner. |

Issues to resolve: None

4.1.12 Test RC12: Overall shortfall

Purpose: Test to see how the software handles the situation where an overall shortfall occurs due to insufficient offers to cover the class 1 requirement.

Conclusions: PASS

| RC12 | Correctly Implemented? | Comment |
|---------------------------------|-------------------------------|---|
| Bilateral Trade Clearing | Yes | All Bilateral Trades accepted, as expected. |
| Auction Cap/Shortfall | Yes | Auction Capacities set correctly, no shortfalls. |
| Auction Requirements | Yes | There was not enough offered to meet the auction requirement for class 1. Hence a capacity shortfall resulted. This was the intention of the test. |
| Auction Clearing | Yes | All offers were cleared in their own availability class. This is as expected. |
| Reserve Cap Price | Yes | Set by the highest priced offer accepted. The rules are silent on how the reserve capacity price should be set in the case of a shortfall, so this result complies with the market rules' default rule for setting the price after the auction. |
| Exchange Offers | Yes | |

Issues to resolve: None

4.1.13 Test RC13 - zero clearing price:

Purpose: Test to see how the software handles the situation where there is a zero clearing price in the auction - and also confirm that all zero priced offers are accepted, even if not needed to meet the capacity requirement.

Conclusions: PASS

| RC13 | Correctly Implemented? | Comment |
|---------------------------------|------------------------|---|
| Bilateral Trade Clearing | Yes | All Bilateral Trades accepted, as expected. |
| Auction Cap/Shortfall | Yes | Auction Capacities set correctly, no shortfalls. |
| Auction Requirements | Yes | Excesses cascaded through each availability class correctly |
| Auction Clearing | Yes | All offers cleared. RIHIA was not required but because its price was zero it was cleared. This is in compliance with the market rules and is as expected. |
| Reserve Cap Price | Yes | Set at zero by highest price offer, as expected. |
| Exchange Offers | Yes | None possible, all offers cleared. |

Issues to resolve: None

4.1.14 Test RC14 mutually exclusive¹

Purpose: Test that the software correctly handles the case of mutually exclusive facilities where both are making bilateral trade submissions. The facility that is rejected, in accordance with the rules, should also have its auction offers removed from the set of active offers.

Conclusions: PASS

| RC14 | Correctly Implemented? | Comment |
|---------------------------------|------------------------|--|
| Bilateral Trade Clearing | Yes | Bilateral trades not accepted as it was mutually exclusive with another which was accepted first under the first criterion in the rules that "Facilities that are operational or are under construction will be accepted ahead of other Facilities" |
| Auction Cap/Shortfall | Yes | Auction Capacities set correctly, a shortfall existed in class 1 due to a bilateral and auction offers not being accepted |
| Auction Requirements | Yes | Excesses cascaded through each availability class correctly |
| Auction Clearing | Yes | One offer was not cleared despite its price being lower than two others This is because it was removed from the list of active offers when its bilateral trade's were rejected on the grounds that it was mutually exclusive with another and had a lower facility status. |

| | | |
|--------------------------|-----|---|
| Reserve Cap Price | Yes | Set by the highest accepted offer as expected despite shortfall - see test 11 |
| Exchange Offers | Yes | None possible, all available offers cleared. |

Issues to resolve: None

4.1.15 Test RC15- mutually exclusive2

Purpose: Test that the software correctly handles the case of mutually exclusive facilities where neither is making bilateral trade submissions. The auction should be run for every possible combination to give the lowest shortfall or if there is no shortfall then the lowest total cost.

Conclusions: PASS

| RC15 | Correctly Implemented? | Comment |
|---------------------------------|-------------------------------|--|
| Bilateral Trade Clearing | Yes | Two facilities made no bilateral submission. NOTE: Could not submit zeroes, otherwise a 0 MW was accepted while another 0 MW wasn't and its offer was rejected. This is acceptable. |
| Auction Cap/Shortfall | Yes | Auction Capacities set correctly, no shortfall existed. |
| Auction Requirements | Yes | Excesses cascaded through each availability class correctly. In the solution a facility cascades to cover classes 2 and 3, while another (class 3 facility) is accepted into class 4. The alternative solution had a different facility having enough capacity to cascade and cover classes 2,3 and 4. |
| Auction Clearing | Yes | A facility offer was not cleared despite its price being lower. This is because it was removed from the list of active offers when its bilateral trade's were rejected on the grounds that it was mutually exclusive with another and had a lower facility status. |
| Reserve Cap Price | Yes | Set by highest accepted offer alternative solution would have had a lower price of but a higher total cost (see calculation below). |
| Exchange Offers | n/a | None considered. |

Issues to resolve: none

4.1.16 Test RC16 - no auction

Purpose: Test that the software correctly handles the case where bilateral trade declarations are sufficient to meet the entire capacity and no auction is required. Also confirm that all bilateral trades are accepted for facilities that are existing or under construction - without considering whether they are needed to meet requirement.

Conclusions: PASS

| RC16 | Correctly Implemented? | Comment |
|-------------|-------------------------------|----------------|
| | | |

| | | |
|---------------------------------|-----|---|
| Bilateral Trade Clearing | Yes | All bilateral trades were accepted. These were enough to cover the reserve capacity requirement in all classes. Some facilities were not needed to meet the requirement - as there was enough bilateral trade capacity accepted in class 1 to cover all classes. However, in accordance with the rules all bilateral trades for facilities that are existing or under-construction were accepted regardless of the requirement. This result is as expected. |
| Auction Cap/Shortfall | Yes | No auction required as bilateral declarations sufficient to cover reserve capacity requirement in all availability classes. |
| Auction Requirements | Yes | Auction requirements correctly set to zero in all classes. |
| Auction Clearing | Yes | No auction required. |
| Reserve Cap Price | Yes | Reserve capacity price set to zero - no auction was held. |
| Exchange Offers | n/a | Not possible with no auction. |

Issues to resolve: None

4.1.17 Test RC17 - bilateral tiebreak

Purpose: Test that the software correctly handles the case where a tie-break exists in the bilateral trade declarations. Two facilities that are not existing or under construction must make declarations that will be enough to meet the reserve capacity requirement.

Conclusions: PASS

| RC17 | Correctly Implemented? | Comment |
|---------------------------------|------------------------|--|
| Bilateral Trade Clearing | Yes | All bilateral trades for facilities that are existing or under construction were accepted. Two others were both only 'proposed', Each had enough to meet the total remaining reserve requirement and both had the same level of availability, hence a tie-break situation existed. We would expect the larger one to have been accepted on the first criterion in the rules for a bilateral trade tie-break, that facilities will be accepted in decreasing order of capacity. The result was as expected. |
| Auction Cap/Shortfall | Yes | No auction required as bilateral declarations sufficient to cover reserve capacity requirement in all availability classes. |

| | | |
|-----------------------------|-----|--|
| Auction Requirements | Yes | Auction requirements correctly set to zero in all classes. |
| Auction Clearing | Yes | No auction required. |
| Reserve Cap Price | Yes | Reserve capacity price set to zero - no auction was held. |
| Exchange Offers | n/a | Not possible with no auction. |

Issues to resolve: Tie breaking criterion needs to be corrected in the software (tie-breaking events are expected to be rare so this fault is not considered sufficiently material to declare it a Fail).

5. DETAILS OF ENERGY SYSTEMS REVIEW

This section describes the tests that were performed on the energy markets systems, both STEM and non-STEM systems, along with test results and recommendations where appropriate.

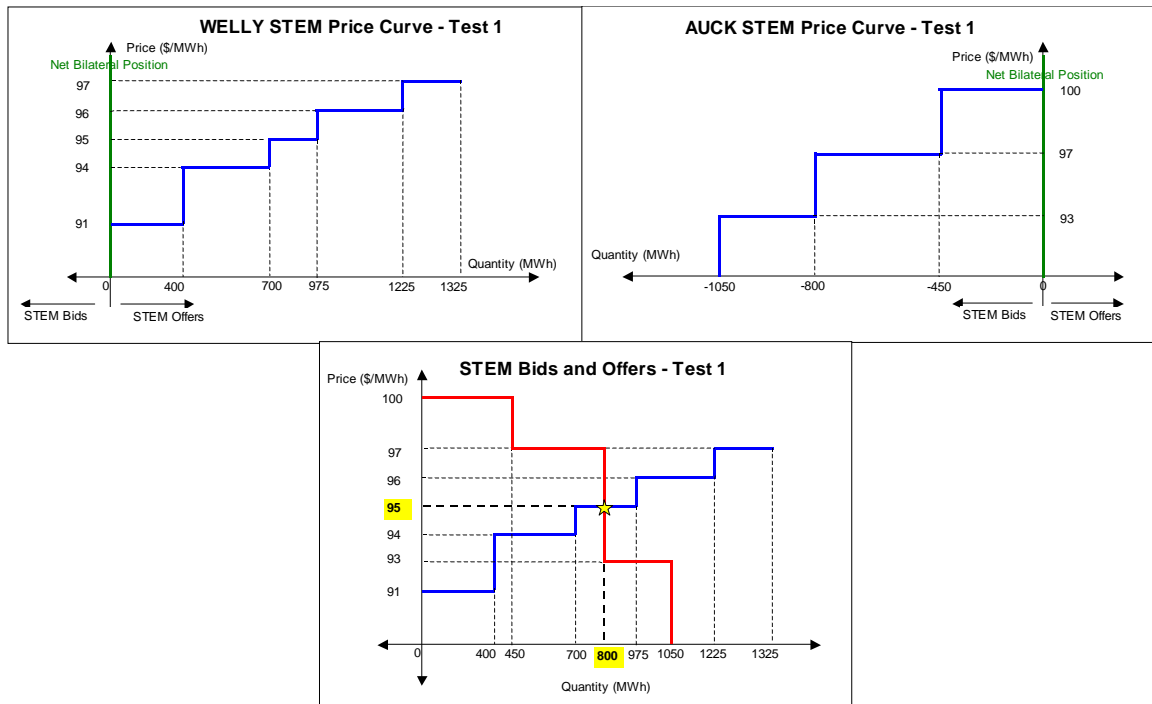
5.1 STEM MARKET

5.1.1 STEM ST1: Base Case

Purpose: Test STEM auction functions correctly with two participants - one with only supply and one with only demand. Neither participant has any bilateral contracts.

Conclusions: PASS

| ST1 | Correctly Implemented? | Comment |
|-------------------------------|------------------------|--|
| STEM bids and offers | Yes | All STEM bids are from customer AUCK, all STEM offers are from generator WELLY. They match supply and demand portfolio curves. As expected. |
| STEM Clearing Price | Yes | Clears at \$95/MWh from where STEM offer and STEM bid curves intersect. As expected, and also where simple demand/supply intersect. |
| STEM Clearing Quantity | Yes | Clears at 800MWh from where STEM offer and STEM bid curves intersect. As expected, and also where simple demand/supply intersect. |
| Net Contract Position | Yes | AUCK increasing its consumption by 800/MWh giving net consumption of 800/MWh, WELLY increasing its supply by 800 MWh giving net generation of 800MWh. As expected. |



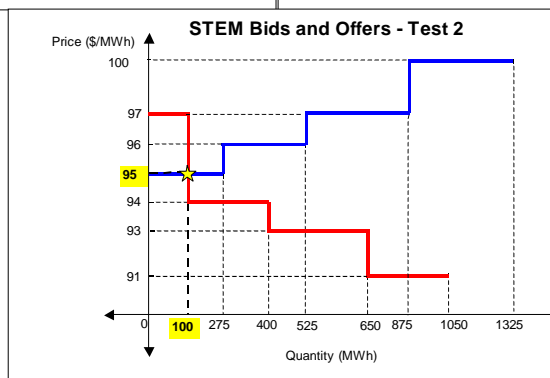
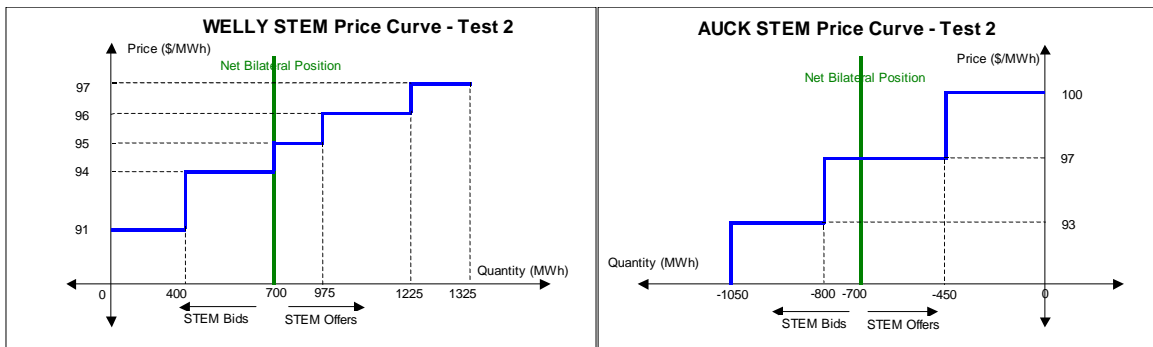
Issues to resolve: None

5.1.2 STEM ST2: Under contracted

Purpose: Test STEM auction deals with an under contracted situation correctly. We have two participants - a generator and a customer with a bilateral contract between them. The generator is under contracted so seeks to sell additional quantity in the STEM. The customer is also under contracted so seeks to buy additional quantity in the STEM.

Conclusions

| ST2 | Correctly Implemented? | Comment |
|-------------------------------|------------------------|---|
| STEM bids and offers | Yes | The 700MW bilateral contract cuts the STEM price curves to determine the STEM bids and offers for each participant. For AUCK, all tranches below -700MWh on the STEM price curve become bids, and all above this become offers. For WELLY all tranches below 700MWh become bids, and above 700MWh become offers. As expected. |
| STEM Clearing Price | Yes | Clears at \$95/MWh from where STEM offer and STEM bid curves intersect. As expected, and also where simple demand/supply intersect. |
| STEM Clearing Quantity | Yes | Clears at 100MWh from where STEM offer and STEM bid curves intersect. Also the difference between where simple demand/supply intersects (at 800MWh) and the contract position (at 700 MWh). As expected. |
| Net Contract Position | Yes | AUCK increasing its consumption by 100/MWh giving net consumption of 800/MWh, WELLY increasing its supply by 100 MWh giving net generation of 800MWh. Both participants were designed to be under contracted in this test, and they have traded in the STEM in order to compensate. As expected. |



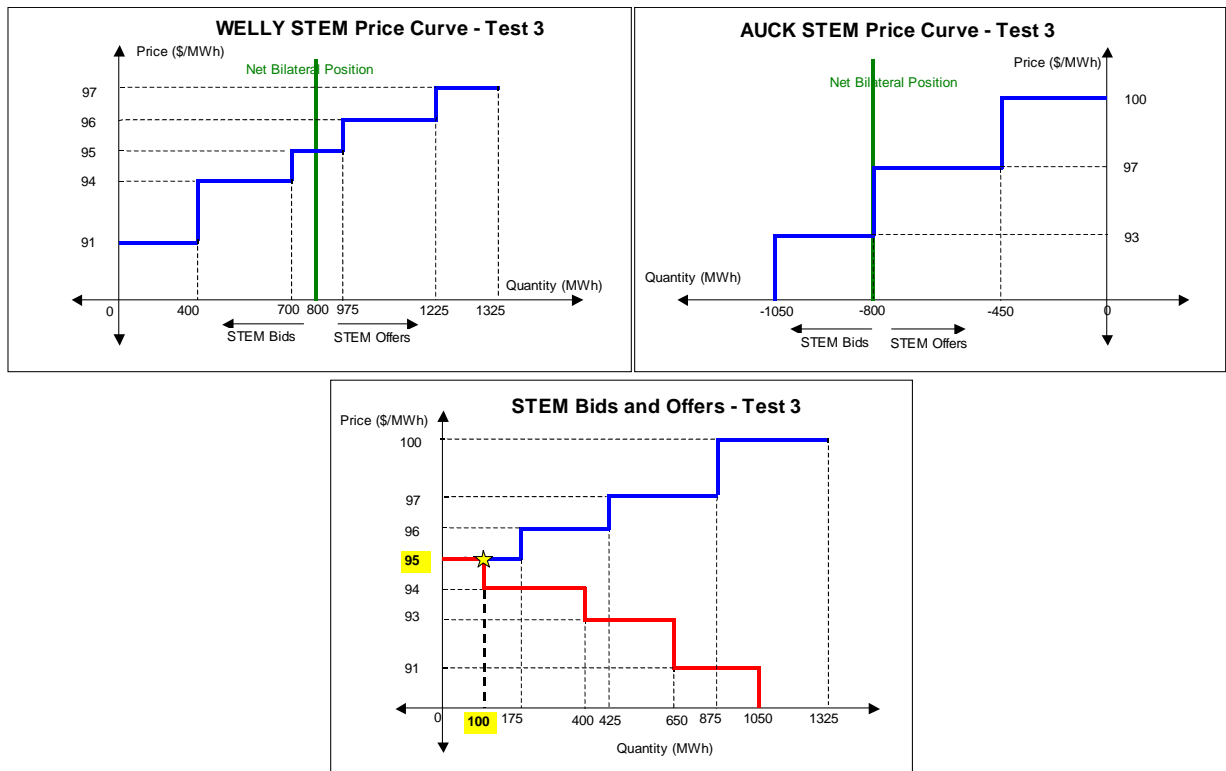
Issues to resolve: None

5.1.3 STEM ST3: Fully Contracted

Purpose: Test STEM auction deals with an under contracted situation correctly. We have two participants - a generator and a customer with a bilateral contract between them. The generator and customer are both fully contracted so seek no trade in the STEM.

Conclusions: PASS

| ST3 | Correctly Implemented? | Comment |
|------------------------|------------------------|---|
| STEM bids and offers | Yes | The 800MW bilateral contract cuts the STEM price curves to determine the STEM bids and offers for each participant. For AUCK, all tranches below -800MWh on the STEM price curve become bids, and all above this become offers. For WELLY all tranches below 800MWh become bids, and above 800MWh become offers. As expected. |
| STEM Clearing Price | Yes | Clears at \$95/MWh from where STEM offer and STEM bid curves intersect. As expected, and this is also where simple demand/supply intersect. |
| STEM Clearing Quantity | Yes | Clears at 100MWh from the max quantity where STEM offer and STEM bid curves intersect. The 100MWh value demonstrates a tie-break being performed in accordance with the rules - with the highest quantity being chosen. This 100 MWh trade is from WELLY to itself, so the net effect is zero for both participants. As expected. |
| Net Contract Position | Yes | No change in Net Contract position, as no energy traded between participants in the STEM. This was the intention of this test, where both participants are fully contracted. As expected. |



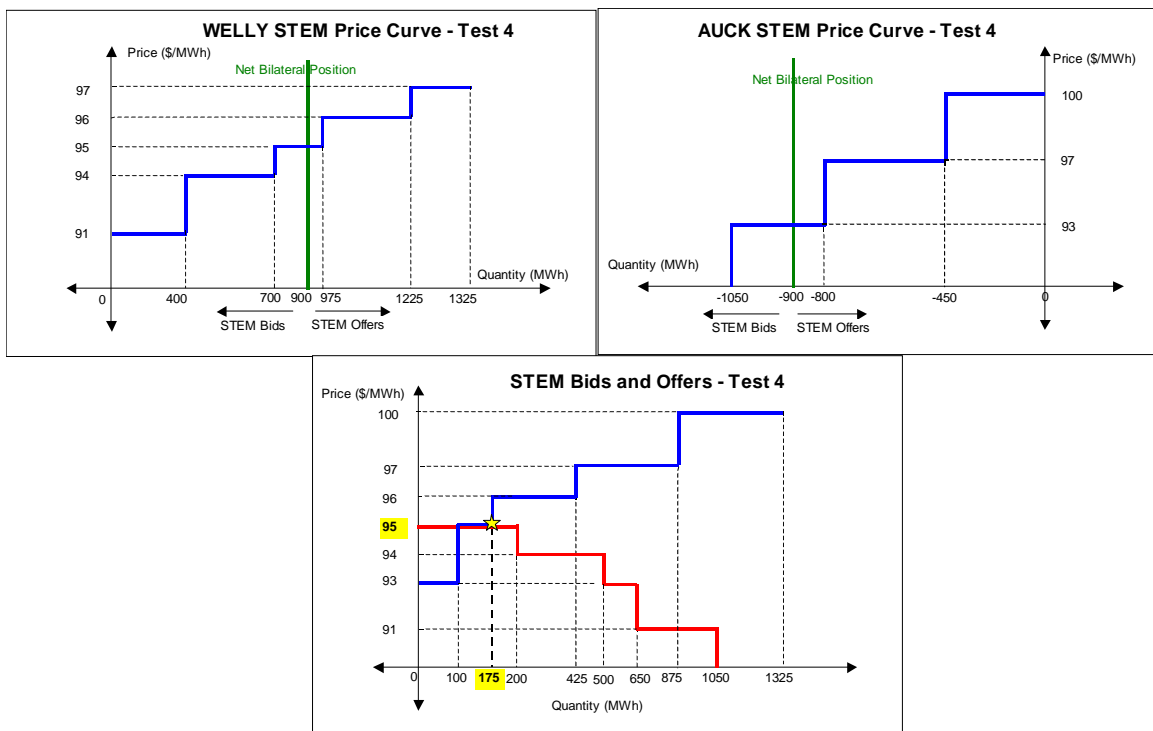
Issues to resolve: none

5.1.4 STEM ST4: Undercontracted

Purpose: Test STEM auction deals with an under contracted situation correctly. We have two participants - a generator and a customer with a bilateral contract between them. The generator is over contracted so seeks to buy quantity back in the STEM. The customer is also over contracted so seeks to sell quantity back in the STEM.

Conclusions: PASS

| ST4 | Correctly Implemented? | Comment |
|-------------------------------|------------------------|---|
| STEM bids and offers | Yes | The 900MW bilateral contract cuts the STEM price curves to determine the STEM bids and offers for each participant. For AUCK, all tranches below -900MWh on the STEM price curve become bids, and all above this become offers. For WELLY all tranches below 900MWh become bids, and above 900MWh become offers. As expected. |
| STEM Clearing Price | Yes | Clears at \$95/MWh from where STEM offer and STEM bid curves intersect. As expected, and this is also where simple demand/supply intersect. |
| STEM Clearing Quantity | Yes | Clears 175MWh from the max quantity where STEM offer and STEM bid curves intersect. Tie-breaking has correctly chosen the max quantity. 75 MWh of this is a trade from WELLY to itself, so only 100 MWh is between participants - from AUCK to WELLY . As expected. |
| Net Contract Position | Yes | WELLY decreasing its generation by 100/MWh giving net generation of 800/MWh, AUCK decreasing its consumption by 100 MWh giving net consumption of -800MWh. Both participants were designed to be over contracted in this test, and they have traded in the STEM in order to compensate. As expected. |



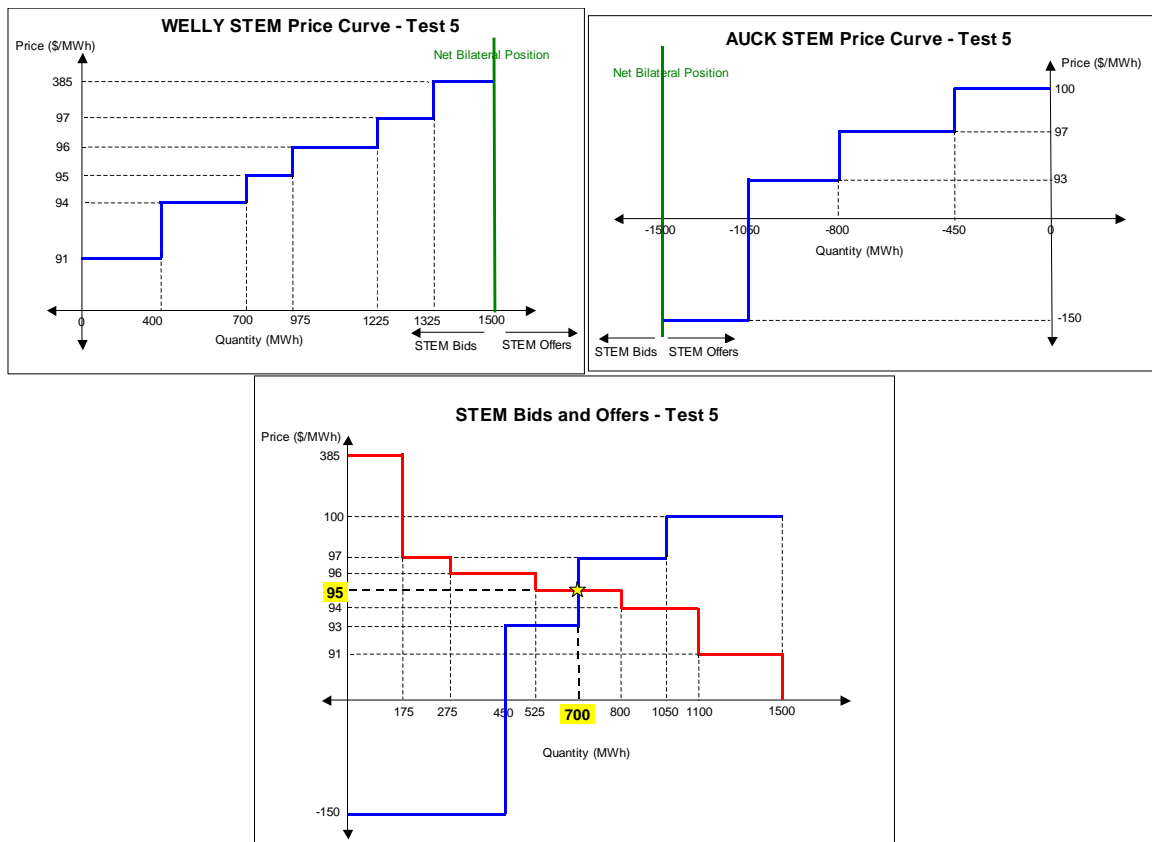
Issues to resolve: None

5.1.5 STEM ST5; Price Curve Greater than / Less than Bilaterals.

Purpose: Test that the software correctly extends the STEM price curves where the net bilateral position of the participant is less than its maximum quantity or greater than its maximum quantity.

Conclusions: PASS

| ST5 | Correctly Implemented? | Comment |
|------------------------|------------------------|--|
| STEM bids and offers | Yes | The 1500MW bilateral contract is greater than the max quantity on the demand curve or on the supply curve. For AUCK because all tranches of its STEM price curve are above -1500, an extra tranche is added at -\$150 (the minimum price) to extend the AUCK price curve to -1500MWh. All tranches for AUCK become STEM offers. For WELLY all tranches on its STEM price curve are below 1500MWh so the price curve is extended to 1500MWh with an extra tranche added at the maximum price of \$385. All tranches for WELLY become STEM bids. This was the intention of the test - to ensure that these extra tranches were added and implemented correctly. As expected. |
| STEM Clearing Price | Yes | Clears at \$95/MWh from where STEM offer and STEM bid curves intersect. As expected, and this is also where simple demand/supply intersect. |
| STEM Clearing Quantity | Yes | Clears 700MWh, from where STEM offer and STEM bid curves intersect. As expected. |
| Net Contract Position | Yes | WELLY decreases its generation by 700/MWh giving net generation of 800/MWh, AUCK decreasing its consumption by 700 MWh giving net consumption of -800MWh. As expected. |



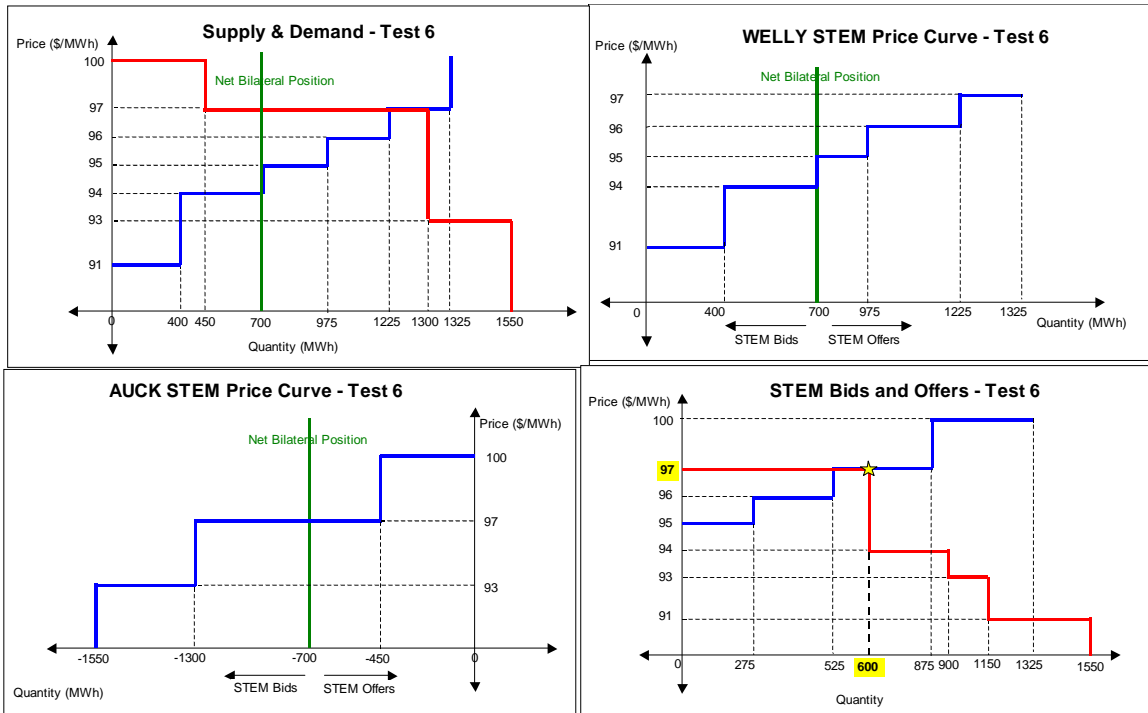
Issues to resolve: None

5.1.6 STEM ST6: Multiple Clearing Quantities

Purpose: Tests STEM auction deals with the situation of multiple possible clearing quantities in accordance with the rules - clearing the largest quantity. Also tests a situation of a proportional tie break on the last bid curve step during the STEM auction.

Conclusions: PASS

| ST6 | Correctly Implemented? | Comment |
|-------------------------------|------------------------|---|
| STEM bids and offers | Yes | The 700MW bilateral contract cuts the STEM price curves to determine the STEM bids and offers for each participant. For AUCK, all tranches below - 700MWh on the STEM price curve become bids, and all above this become offers. For WELLY all tranches below 700MWh become bids, and above 700MWh become offers. As expected. |
| STEM Clearing Price | Yes | Clears at \$95/MWh from where STEM offer and STEM bid curves intersect. As expected, and also where simple demand/supply intersect. |
| STEM Clearing Quantity | Yes | Clears at 600MWh from the maximum quantity where STEM offer and STEM bid curves intersect. Tie-breaking has been implemented correctly. Also the difference between where simple demand/supply intersects (at 1300MWh) and the contract position (at 700 MWh). However, of this 600 MWh, 525 MWh is clearly from WELLY to AUCK, while for the remaining, marginal, 75 MWh portion a tie break exists between two offers. One is a 100 MWh STEM offer from WELLY to AUCK, the other is a 250 MWh offer from AUCK to itself. This is done proportionally on the amount offered, so $75 \cdot 100 / (100 + 250) = 21.43$ MWh from WELLY to AUCK and $75 \cdot 250 / (100 + 250) = 53.57$ MWh from AUCK to itself. It should noted than in this case we get a result where a trade from a participant to itself (an effectively meaningless trade created by the STEM process) is taking away the ability for a participant to trade with another participant, due to the proportional allocation situation (6.9.10 of the rules). As this is in accordance with the rules as they are written. |
| Net Contract Position | Yes | AUCK increased its consumption by 546.43MWh (525 + 21.43) giving net consumption of 1246.43MWh, WELLY increased its supply by 546.43 (525 + 21.43) MWh giving net generation of 1246.43MWh. A net contract position of anywhere between 1225MWh and 1300MWh is feasible (from the original supply/demand intersect) so this result is feasible. It is also in accordance with the rules, which do not require that the maximum STEM quantity possible be taken for an individual participant. |



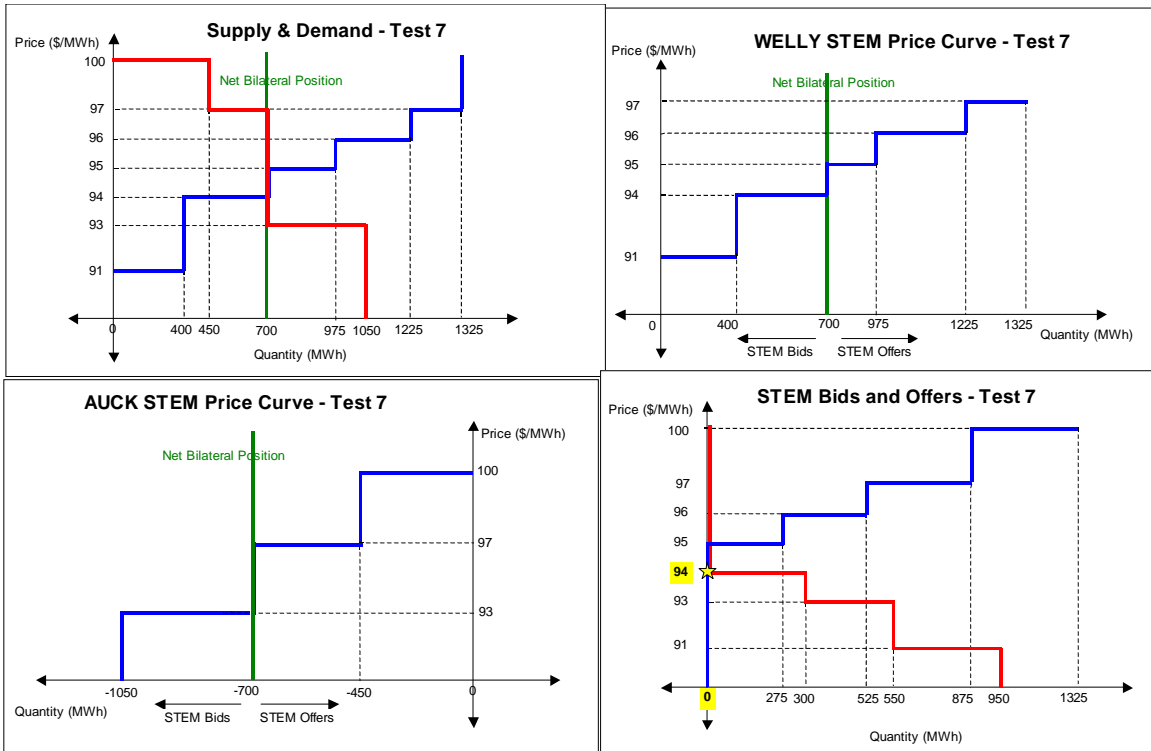
Issues to resolve: None

5.1.7 STEM ST7: Multiple Optima Prices

Purpose: Test STEM auction deals with the situation of multiple possible clearing prices in accordance with the rules - clearing the lowest price.

Conclusions: PASS

| ST7 | Correctly Implemented? | Comment |
|------------------------|------------------------|---|
| STEM bids and offers | Yes | The 700MW bilateral contract cuts the STEM price curves to determine the STEM bids and offers for each participant. For AUCK, all tranches below -700MWh on the STEM price curve become bids, and all above this become offers. For WELLY all tranches below 700MWh become bids, and above 700MWh become offers. As expected. |
| STEM Clearing Price | Yes | Clears at \$94/MWh from the minimum price where STEM offer and STEM bid curves intersect. Multiple clearing price were available - anywhere between \$94 and \$95 - so this shows that the software correctly takes the minimum price. As expected. |
| STEM Clearing Quantity | Yes | Clears 0 MWh, from where STEM offer and STEM bid curves intersect. As expected. |
| Net Contract Position | Yes | No change in net contract positions, as clearing quantity was zero. As expected. |



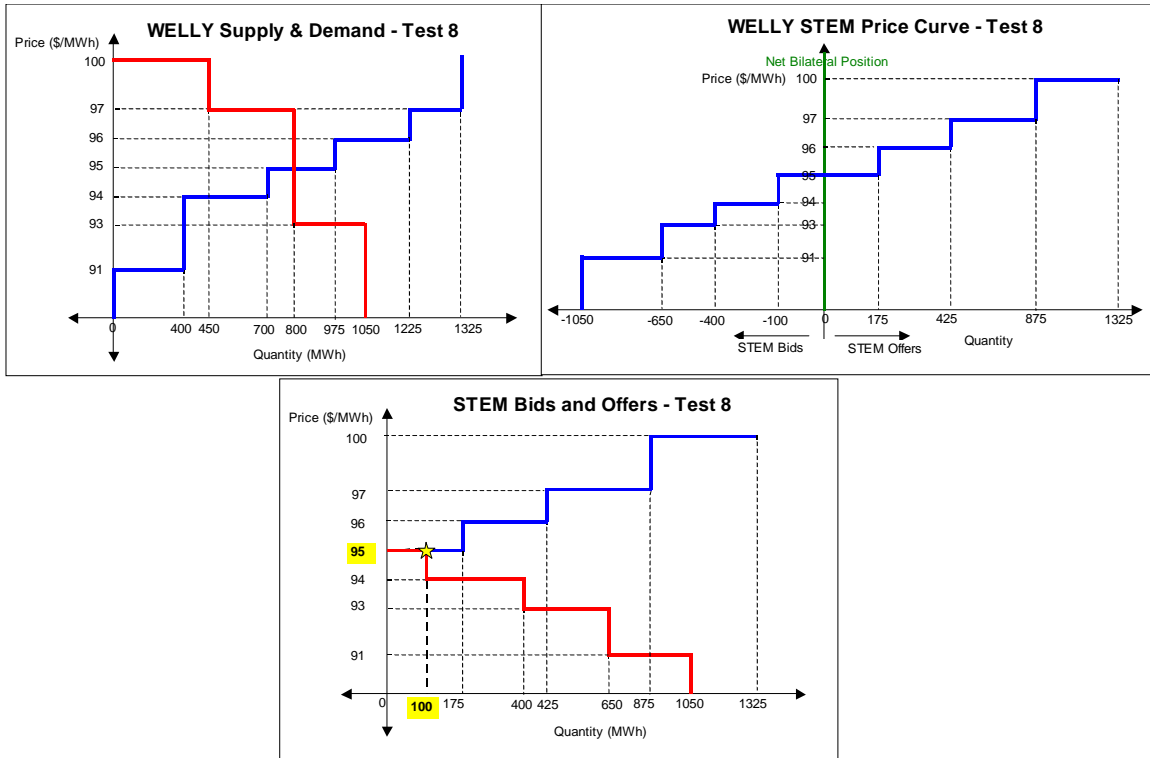
Issues to resolve: None

5.1.8 STEM ST8: One Participant, Demand And Supply

Purpose: Test STEM auction functions correctly with one participant - with both supply and demand.

Conclusions: PASS

| ST8 | Correctly Implemented? | Comment |
|-------------------------------|------------------------|--|
| STEM bids and offers | Yes | Zero net bilateral quantity, so tranches below 0 MWh on the STEM price curve become STEM bids, and all above 0 MWh this become STEM offers. As expected |
| STEM Clearing Price | Yes | Clears at \$95/MWh from where STEM offer and STEM bid curves intersect. As expected, and also where simple demand/supply intersect. |
| STEM Clearing Quantity | Yes | Clears at 100MWh, the maximum quantity where STEM offer and STEM bid curves intersect. This 100 MWh is effectively meaningless as it is a trade from WELLY to itself. As expected. |
| Net Contract Position | Yes | No change in net contract position - remains at zero, as there is only the one participant. As expected. |



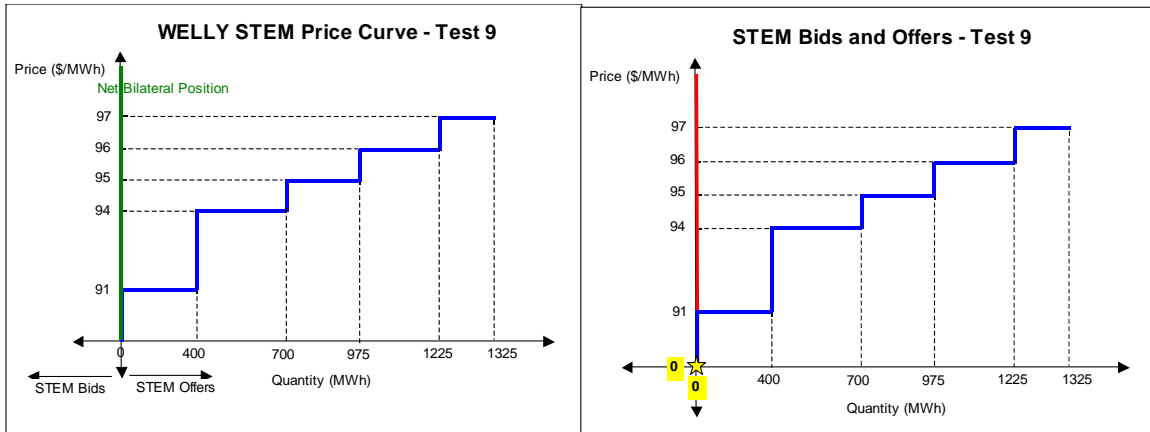
Issues to resolve: None

5.1.9 STEM ST9: One Participant, Supply Only

Purpose: Test STEM auction functions correctly with one participant - with supply but no demand

Conclusions: PASS

| ST9 | Correctly Implemented? | Comment |
|-------------------------------|------------------------|---|
| STEM bids and offers | Yes | Zero net bilateral quantity, and no demand curve, so the supply curve becomes the STEM offers. The only STEM bid is at (0,0). As expected. |
| STEM Clearing Price | Yes | Clears at \$0/MWh from where STEM offer and STEM bid curves intersect. (STEM bid curve will extend up vertically at 0MWh from \$0/MWh, so is taking the lowest price). As expected. |
| STEM Clearing Quantity | Yes | Clears at 0MWh, where STEM offer and STEM bid curves intersect. As expected. |
| Net Contract Position | Yes | No change in net contract position - remains at zero, as there is only the one participant. As expected. |



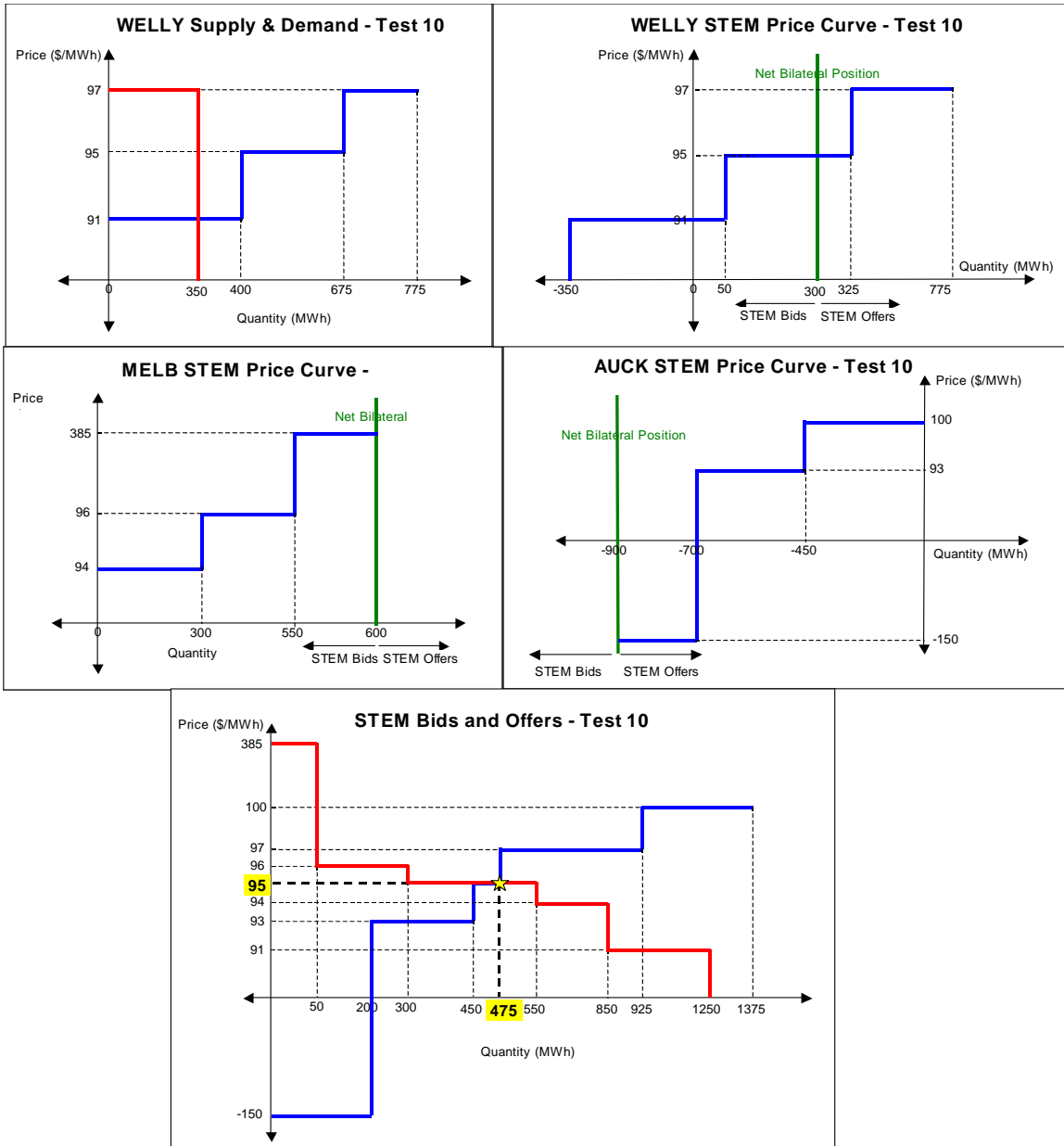
Issues to resolve: None

5.1.10 STEM ST10: Base with Three Participants.

Purpose: Test STEM auction functions correctly with three participants. One market generator, one market customer and one capable of both.

Conclusions: PASS

| ST10 | Correctly Implemented? | Comment |
|-------------------------------|------------------------|---|
| STEM bids and offers | Yes | Turns all tranches of each participant's STEM price curve that have a greater quantity than its net bilateral position into STEM offers and all tranches that have a lower quantity than its net bilateral position into STEM bids. Also correctly extends price curves to bilateral position - up at max price or down at min price. Refer to graphs. As expected. |
| STEM Clearing Price | Yes | Clears at \$95/MWh from where the aggregate STEM offer and aggregate STEM bid curves intersect. As expected, and this is also where simple demand/supply intersect. |
| STEM Clearing Quantity | Yes | Clears at the maximum quantity where the STEM bid and STEM offer curves intersect (could be anywhere from 450 to 475). 25 MWh of this is effectively from WELLY to itself, while AUCK sells 450 MWh which is balanced by the 300MWh bought by MELB and 150 MWh (net) bought by WELLY. |
| Net Contract Position | Yes | All three participants were initially over contracted. AUCK decreases its consumption by selling 450 MWh in the STEM while MELB buys 300 MWh to decrease its generation and WELLY buys 150 MWh also to decrease its generation. As expected. |



Issues to resolve None

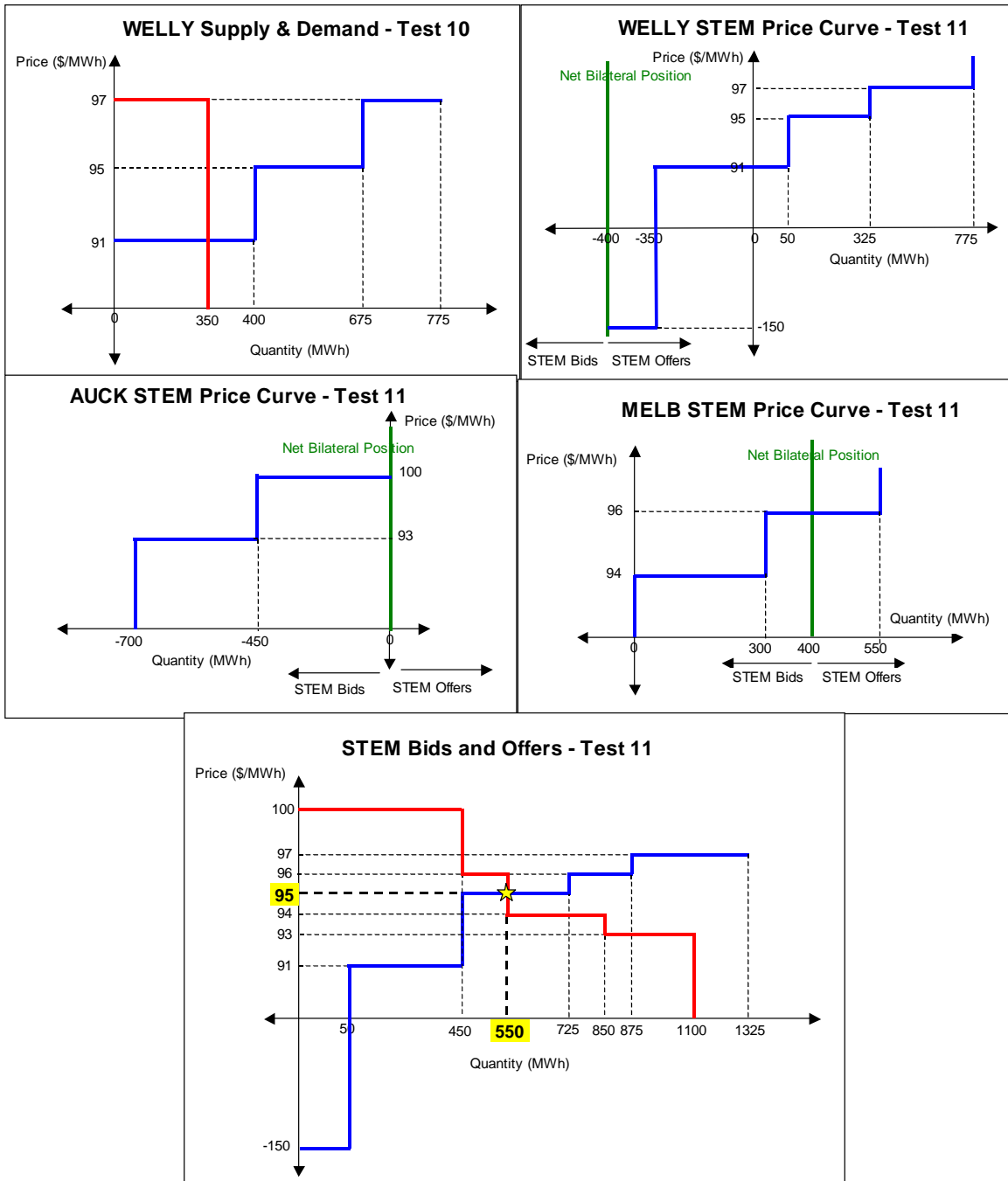
5.1.11 STEM ST11: Three Participants, (part II)

Purpose: Test STEM auction functions correctly with three participants. Only the one bilateral contract exists - so one participant has no bilateral contracts

Conclusions: PASS

| ST11 | Correctly Implemented? | Comment |
|----------------------|------------------------|--|
| STEM bids and offers | Yes | Turns all tranches of each participant's STEM price curve that have a greater quantity than its net bilateral position into STEM offers and all tranches that have a lower quantity than its net bilateral position into STEM bids. Also correctly extends price curves to bilateral position - up at max price or down at min price. As expected. |

| | | |
|-------------------------------|-----|--|
| STEM Clearing Price | Yes | Clears at \$95/MWh from where the aggregate STEM offer and aggregate STEM bid curves intersect. As expected, and this is also where simple demand/supply intersect. |
| STEM Clearing Quantity | Yes | Clears at the quantity where the STEM bid and STEM offer curves intersect. WELLY sells 550 MWh which is balanced by the 100MWh bought by MELB and 450 MWh bought by AUCK. |
| Net Contract Position | Yes | AUCK and WELLY were initially under contracted (AUCK had no bilateral contracts), while MELB was over contracted. AUCK increased its consumption by buying 450 MWh in the STEM while MELB buys 300 MWh to decrease its generation and WELLY sells 150 MWh to increase its generation. As expected. |



Issues to resolve None

5.1.12 STEM ST12: Limit Tests

Purpose: Test that STEM auction complies with the price and quantity limits

Conclusions: PASS

| ST12 | Correctly Implemented? | Comment |
|-----------------------------------|------------------------|---|
| Maximum STEM Price | Yes | Will not allow the quantity of a participant's supply portfolio STEM submissions that are above the Max STEM Price (\$150/MWh) to be greater than the max quantity of liquid supply capacity. |
| Alternative STEM Max Price | Yes | Will not allow any STEM submissions (demand or supply portfolio) above the Max Alternative STEM Price (\$385/MWh) |
| Minimum STEM Price | Yes | Will not allow any STEM submissions (demand or supply portfolio) below the Minimum STEM Price (-\$150/MWh) |
| Total Supply | Yes | Will not allow a participant's total STEM submissions (in their Supply Portfolio) to be greater than their Maximum Supply Capacity. |
| Total Demand | Yes | Will not allow a participant's total STEM submissions (in their Demand Portfolio) to be greater than their Maximum Demand Capacity. |

Issues to resolve: none

5.2 NON-STEM TESTS

5.2.1 NST 1: Dispatch Merit Order

Purpose: Test that Dispatch Merit Orders are calculated in compliance with the rules.

Conclusions: PASS

| | Correctly Implemented? | Comment |
|--------------------------------------|------------------------|--|
| DOP/DP | Yes | Both implemented in increasing order of price, as expected. The two schedules are identical as they both use the decommitment price. |
| SIOP/SIP | Yes | Both implemented in increasing order of their respective increment prices, as expected. |
| SDOP/SDP | Yes | Both implemented in decreasing order of their respective decrement prices, as expected. |
| Tie break - DOP/DIP | Yes | Facilities of equal price are ordered in decreasing order of nameplate capacity, as expected. |
| Tie break - SIOP/SDOP/SIP/SDP | Yes | Facilities of equal price are ordered in decreasing order of sent-out capacity, as expected. |

Issues to resolve: none

5.2.2 NST 2: Dispatch Instructions

Purpose: Test that Dispatch Instructions are scheduled correctly an in accordance with the rules.

Conclusions: PASS

| | Correctly Implemented? | Comment |
|---------------------------------------|------------------------|--|
| Scheduled time | Yes | Dispatch Instruction is scheduled at the Response Time specified, overriding the resource plan as required. |
| Scheduled quantity Ramp Rate | Yes | The software correctly implements dispatch instruction ramp rates. |
| Scheduled quantity calculation | Yes | The software correctly calculates the dispatch schedule quantity. An initial rules error in the Appendix 7 formula for Dispatch Schedule has been corrected. |

Issues to resolve: None.

5.2.3 NST 3: Administered Balancing Prices

Purpose: Test that Balancing Prices are calculated correctly an in accordance with the rules.

Conclusions: PASS

| | Correctly Implemented? | Comment |
|---------------------------|------------------------|---|
| MCAP recalculation | Yes | MCAP is required to be recalculated only when the Relevant Quantity is 'not between 95% and 105%' of the Scheduled Quantity. Software recalculates when < 95%, >= 105%. This slight difference is considered immaterial and the results are acceptable. |
| MCAP values | Yes | The MCAP value is assigned correctly, to either the STEM price or the relevant intersection on the supply portfolio price curve. MCAP is also correctly assigned the alternative maximum STEM price (\$385/MWh) when required. |
| UDAP, DDAP values | Yes | UDAP and DDAP are correctly calculated from MCAP, including correctly applying the difference for on-peak and off-peak. |

Issues to resolve: None.

5.2.4 NST 4: Reserve Capacity Obligation Quantities

Purpose: Test that RCOQs are calculated correctly and in accordance with the rules.

Conclusions: PASS

| | Correctly Implemented? | Comment |
|---|------------------------|--|
| Obligation reduction due to high temperature | Yes | Capacity Obligation is correctly reduced to the facility's hot temperature (45c) obligation when the daily max temperature is above 41c. |

| | | |
|--|-----|---|
| Obligation reduction due to shortfall of capacity credits | Yes | Capacity obligation is reduced correctly when capacity credits held by the facility are less than that facility's certified capacity. |
| Obligation reduction due to outage | Yes | Capacity Obligation is correctly reduced due to a facility outage. |
| RCOQ values | Yes | RCOQ values are calculated correctly. |

Issues to resolve: None.

5.2.5 NST 5: IRCR

Purpose: Test that IRCRs are calculated correctly and in accordance with the rules. Verified using IMO testing.

Conclusions: PASS

| | Correctly Implemented? | Comment |
|---|-------------------------------|---|
| 12 peak trading intervals during hot season | Yes | Correctly identifies 3 peak periods from 4 'hottest' days |
| Notional Meter Calculations | Yes | Notional Meter Calculation performed correctly in accordance with the rules. Correctly includes all registered generators and participant loads. |
| NTDL values TDL values | Yes | Calculated correctly using median from 12 peak trading intervals. |
| Final IRCR calculation, NTDLRCR TDLRCR | Yes | Final IRCR value calculated correctly and in accordance with the rules including NTDLRCR, TDLRCR, ILIRCR and with new meters accounted for. Both non-temperature and temperature dependent RCR are calculated correctly, using the reserve requirement and interval metered values. |
| Intermittent Load IRCR Final Calculation | Yes | ILRCR calculated correctly in accordance with rules. Confirmed using WAPL_WORSLEY_IL1 and STHRNCRS SCE_IL where nominated max level is multiplied by the reserve margin |

Issues to resolve: None.

5.2.6 NST 6: Loss Factors

Purpose: Test that Loss Factors are applied correctly and in accordance with the rules. Note that these tests also concern the use of Loss Factors in settlement. Verified using IMO-produced results.

Conclusions: PASS

| | Correctly Implemented? | Comment |
|------------------------------------|-------------------------------|---|
| Loss adjustment calculation | Yes | The software multiplies the loss factors by non-loss adjusted amounts correctly |

| | | |
|--|-----|---|
| Loss factors for Capacity Shortfall variables correctly set to 1.0. | Yes | The inputs into the equation for SF (under 4.26 of rules), such as for CAPA, correctly use a loss factor 1.0 (as stated in 4.26.2A of rules). |
| Loss adjustment applied to correct variables | Yes | Variables requiring a loss-adjustment (RPQ, MSQ, DSQ) have had this applied correctly and in accordance with the rules. STEM quantities and Bilateral Positions have had loss-factors factored into their bids, while capacity credits, for example, are not adjusted at all. |
| Loss adjusted variables applied in settlement calculations | Yes | The correctly loss-adjusted variables are subsequently used in the settlement calculations as required. |
| RCOQ loss adjusted values | Yes | RCOQ is adjusted for losses only when the associated loss factor is < 1. This complies with the rules (4.26.2B). |

Issues to resolve: None.

6. DETAILS OF SETTLEMENTS REVIEW

6.1 ANCILLARY SERVICES SETTLEMENT

The equations for settlement of ancillary services are largely found in Sections 9.9. These equations cover both the settlement of spinning reserve, load following and other ancillary services.

Unlike the other parts of the system, instead of performing our own analysis using our test model we have examined the settlement of ancillary services via the work previously performed by the IMO. So in this instance we are verifying the processes and results obtained by IMO.

6.1.1 Test AS1: USHARE and Reserve Share

Purpose: Test the accuracy of the Reserve Share algorithm.

Conclusions: PASS

Traced spreadsheet “USHARE Test Harness OneInterval Tested”. The algorithm is working correctly for all cases tested by IMO and in agreement with Navita’s software. Note we had more difficulty following the working of some of the other spreadsheets, but are reassured by the correct working in the spreadsheet used.

| | Correctly Implemented? | Comment |
|----------------------|------------------------|--|
| RBS | Yes | We went through the tests in IMO spreadsheets: It was tested in detail by tracing a single plant in one interval 18 may 2006. |
| RGS | Yes | |
| USHARE | Yes | This module is used several times in the settlement equations for calculating reserve share. |
| Reserve share | Yes | Participant and total values are calculated from USHARE. |

Issues to resolve: None

6.1.2 Test AS2: Reserve Cost Share

Purpose: Test the calculation of Reserve Cost Share

Conclusions: PASS

| | Correctly Implemented? | Comment. |
|--|-------------------------------|---|
| Reserve Cost Share by participant | Yes | Traced through spreadsheet "Reserve Cost Share". The amounts include payment for spinning reserves and load following on an interval basis and also for AS contracts allocated by reserve share. The resultant calculations give the sum of peak and off-peak values for each half interval and for the monthly total per participant. The calculations by IMO match those from Navita. |
| Availability Cost | Yes | Availability costs are calculated as the monthly sum of the RCS over all participants. This was correctly calculated by Navita in spreadsheet. |

Issues to resolve: None

6.1.3 Test AS3 Availability Cost Spinning Reserve

Purpose: Test the calculation of Availability Cost of Spinning Reserves

Conclusions: PASS

| | Correctly Implemented? | Comment. |
|--|-------------------------------|---|
| Spinning Reserves Availability Cost | Yes | Availability costs are calculated as the monthly sum of the RCS over all participants. This was correctly calculated by Navita. |

Issues to resolve: None

6.1.4 Test AS4: Consumer Share

Purpose: Test the calculation of Consumer Share

Conclusions: PASS

| | Correctly Implemented? | Comment. |
|---|-------------------------------|--|
| Consumer share and Cost LRD (load rejection) | Yes | The IMO spreadsheets comply with the Rules as demonstrated with the June 2006 results. |

Issues to resolve: None

6.1.5 Test AS5: Load Following Share

Purpose: Test the calculation of Load Following Share.

Conclusions: PASS

| | Correctly Implemented? | Comment. |
|------------------------------|-------------------------------|---|
| Load following share. | Yes | The calculation of load following was traced through spreadsheets: June_TPMLFCQ_Test.xls "VERIFICATION_AS_1069_20060630.xls". |

Issues to resolve: None

6.1.6 Test AS6: Ancillary Services Settlement Amount

Purpose: To test the calculations of the final ancillary services settlement amount.

Conclusions: PASS

| | Correctly Implemented? | Comment. |
|----------------------------|-------------------------------|--|
| ASSA by participant | Yes | The calculation of load following was traced through spreadsheets. "VERIFICATION_AS_1069_20060630.xls". |

Issues to resolve: None

6.2 STEM SETTLEMENT

The equations for settlement of STEM are found in Sections 9.6.

6.2.1 Test SS1: Calculating STEM Settlement Amounts

Purpose: Test the accuracy of the STEM settlement calculation for supplied quantities.

Conclusion: PASS

The algorithm is working correctly for all cases we tested and in agreement:

| | Correctly Implemented? | Comment |
|-----------------|-------------------------------|--|
| STMINTP | Yes | The quantity sold and purchased in the STEM for each participant and relevant STEM price were applied correctly, and the STEMSAS and STEMSAD are calculated correctly. |
| STMINTSQ | Yes | |
| STMINTDQ | Yes | |
| STEMSAS | Yes | |

| | | |
|----------------|-----|--|
| STEMSAD | Yes | |
|----------------|-----|--|

Issues to resolve: None

6.3 RESERVE CAPACITY SETTLEMENT

The equations for settlement of Reserve Capacity are largely found in Section 9.7, with references back to Chapter 4.

6.3.1 Test RCS1: Calculating Reserve Capacity Settlement Amount for Supply

Purpose: Test the accuracy of the RCSA calculation on Supply side.

Conclusion: PASS

| | Correctly Implemented? | Comment |
|--|-------------------------------|---|
| Credits not covered by special price arrangements | Yes | Credits covered under special price arrangements (e.g. LTSPA) were matching the inputs in IMO, as were those not covered. MRCRP and the Monthly Special Price were both applied correctly – calculated using Yearly prices /12. |
| Credits covered by Special Price Arrangements | Yes | |
| RCSAS | Yes | Calculated correctly, this figure also includes the Supplementary Capacity Payment. |

Issues to resolve: None

6.3.2 Test RCS2: Calculating Reserve Capacity Settlement Amount for Demand

Purpose: Test the accuracy of the RCSA calculation on Demand side.

Conclusion: PASS

| | Correctly Implemented? | Comment |
|------------------------|-------------------------------|---|
| Shortfall Share | Yes | Some components of Shortfall Share and Capacity Share were entered as manual line items, as IRCR was not calculated. The calculation of IRCR is tested independently using IMO results. The Shortfall Share and Capacity Share were calculated correctly given these manual inputs. |
| Capacity Share | Yes | |
| RCSAD | Yes | This was calculated correctly. |

Issues to resolve: None

6.3.3 Test RCS3: Calculating Reserve Capacity Refund Settlement Amount

Purpose: Test the accuracy of RC Refund Settlements.

Conclusion: PASS

| | Correctly Implemented? | Comment |
|--|------------------------|---|
| Capacity Cost Refund | Yes | Intermittent Load Refunds entered as manual line items to test functionality of final settlement only. Intermittent load calculations are tested independently using IMO results. The refund settlement amount was calculated correctly. |
| Intermittent Load Refund | Yes | |
| Reserve Capacity Refund Settlement Amount (RCREFSAD) | Yes | |

Issues to resolve: None

6.3.4 Test RCS4: Calculating Reserve Capacity Rebates and Offsets

Purpose: Test the accuracy of the calculation of customer rebates and the RC Supplementary Security Offset.

Conclusion: PASS

| | Correctly Implemented? | Comment |
|--|------------------------|---|
| Reserve Capacity Supplementary Capacity Security Offset (RCSCOFF) | Yes | Some inputs entered as manual line items to enable all components to be tested in final settlement. All settlement values were calculated correctly. |
| Reserve Capacity Security Market Customer Rebate (RCSECCR) | Yes | |
| Reserve Capacity Refund Market Customer Rebate (RCREFCR) | Yes | |
| Reserve Capacity Load Following Requirement Market Customer Rebate (RCLFRCR) | Yes | |

Issues to resolve: None

6.4 BALANCING SETTLEMENT

The equations for settlement of Balancing are found in Sections 9.8, with references back to Chapter 6. Balancing tests were run over a full day of results, with data designed to test all the components the balancing settlement amount. Selected interval results are shown in Appendix E.

6.4.1 Test BS1: Authorised Deviation Settlement Amounts

Purpose: Test the accuracy of the calculations of Authorised Settlement Amounts.

Conclusion: PASS

| | Correctly Implemented? | Comment |
|--------|------------------------|--|
| TPNCON | Yes | Inputs flowing in from MOI correctly, aggregated correctly and final settlement amounts (ADAD for negative value, ADAS for positive) correct. MCAP applied correctly as the price. |
| TPDSQ | Yes | |
| ADAD | Yes | |
| ADAS | Yes | |

Issues to resolve: None

6.4.2 Test BS2: Authorised Deviation Settlement Amounts for Western Power

Purpose: Test the accuracy of the calculations of Authorised Settlement Amounts for Western Power participants.

Conclusion: PASS

| | Correctly Implemented? | Comment |
|--------|------------------------|---|
| ADAWPD | Yes | CERT_WELLY participant assigned as a proxy for Western Power. Hence it had calculated values for Western Power final settlement amounts (ADAWPD for negative, ADAWPS for positive) for CERT_WELLY. All inputs, aggregations and final settlement values were correct. MCAP applied correctly as the price. |
| ADAWPS | Yes | |

Issues to resolve: None

6.4.3 Test BS3: Unauthorised Deviation Settlement Amounts

Purpose: Test the accuracy of the calculation of Unauthorised Settlement Amounts.

Conclusion: PASS

| | Correctly Implemented? | Comment |
|--|------------------------|---|
| Upwards Unauthorised Deviation Amount (UUDAS) | Yes | Facility data was set up to give deviations in DSQ from MSQ, in order to calculate unauthorised deviations, both upwards and downwards. |
| Downwards Unauthorised Deviation Amount (DUDAD) | Yes | All inputs, aggregations and final settlement values were correct. UDAP and DDAP were applied correctly as the respective prices. |

Issues to resolve: None

6.4.4 Test BS4: Resource Plan Deviation Settlement Amount

Purpose: Test the accuracy of the calculation of Resource Plan Settlement Amounts.

Conclusion: PASS

| | Correctly Implemented? | Comment |
|--------------|------------------------|---|
| RPDAD | Yes | Facility data was set up in selected intervals to give downwards deviations from the Resource Plan for CERT_MELB - in order for a Resource Plan Deviation Amount (RPDAD) to be calculated. All inputs, aggregations and final settlement values were correct. DDAP was applied correctly as the price. |

Issues to resolve: None

6.4.5 Test BS5: Dispatch Instruction Settlement Amounts

Purpose: Test the accuracy of the calculation of Dispatch Instruction Settlement Amounts.

Conclusion: PASS

| | Correctly Implemented? | Comment |
|------------------|------------------------|---|
| DIPD/DIPS | Yes | All inputs, aggregations and final settlement values were correct for DIPD and DIPS, with DIPP calculated and applied correctly as the price. |

| | | |
|---------------|-----|---|
| DIPNGD | Yes | All inputs, aggregations and final settlement values were correct for the Dispatch Instruction Payment Amount for Non Scheduled Generators (including Intermittent Generators), with DECP applied correctly as the price. |
| DIPCLS | Yes | All inputs, aggregations and final settlement values were correct for the Dispatch Instruction Payment Amount for Curtailable Loads (DIPCLS), with DECP applied correctly as the price. |

Issues to resolve: Test results still to be collected from June results to verify these.

6.5 OTHER SETTLEMENT CALCULATIONS

These are the equations in 9.10 to 9.15 of the rules. Due to the relatively simple nature of these calculations, previous IMO test results were checked and verified to ensure the software was implementing them correctly.

6.5.1 Test OS1: Commitment and Outage Settlement Amount

Purpose: Test the accuracy of the calculation of Commitment and Outage Compensation Settlement Amounts.

Conclusion: PASS

| | Correctly Implemented? | Comment |
|------------------------------|-------------------------------|--|
| COCSA COFDA | Yes | The software correctly calculates the Commitment and Outage Compensation Settlement Amounts, including performing the correct aggregations of the inputs from MOI. |

Issues to resolve: None

6.5.2 Test OS2: Non-Compliance Charge Settlement Amounts

Purpose: Test the accuracy of the calculation of Non-Compliance Charge Settlement Amounts.

Conclusion: PASS

| | Correctly Implemented? | Comment |
|----------------|-------------------------------|--|
| NCCSAWP | Yes | The software correctly calculates the Non-Compliance Charge Settlement Amount for Western Power. |

Issues to resolve: None

6.5.3 Test OS3: Reconciliation Settlement Amount

Purpose: Test the accuracy of the calculation of Reconciliation Settlement Amounts.

Conclusion: PASS

| | Correctly Implemented? | Comment |
|--------------|------------------------|--|
| RSAS RSAD | Yes | The software correctly calculates the Reconciliation Settlement Amounts. |

Issues to resolve: None

6.5.4 Test OS4: Network Control Service Settlement Amount

Purpose: Test the accuracy of the calculation of Market Participant Fee Settlement Amounts.

Conclusion: PASS

| | Correctly Implemented? | Comment |
|---|------------------------|---|
| Market Participant Network Control Settlement Payment (NCSMP) | Yes | The software correctly calculates the Network Control Service Settlement Payment Amount for a Market Participant. |
| Network Operator Control Service Settlement (NCSMO) | Yes | The software correctly calculates the Network Control Service Settlement Amount for the Network Operator. |

Issues to resolve: None

6.5.5 Test OS5: Market Fee Settlement Amount

Purpose: Test the accuracy of the calculation of Market Participant Fee Settlement Amounts.

Conclusion: PASS

| | Correctly Implemented? | Comment |
|-----------------------------|------------------------|--|
| MPMFSA MPSOFSA MPRFSA | Yes | The software correctly calculates the market fees settlement amounts for the IMO, System Operator and Regulator. |

Issues to resolve: None.

6.5.6 Test OS6: Intermittent Loads

Purpose: Test that the calculations in producing the metered quantities for Intermittent Loads are being made correctly and are in accordance with the rules. Verified using IMO-produced results.

Conclusions: PASS

| | Correctly Implemented? | Comment |
|---------------------------|-------------------------------|---|
| NMQ | Yes | Net Metered Quantity is being calculated correctly – matching the sum of MSQ for the Intermittent Load, MSQ for any Associated Excess Generator and the effect of any metered load behind the IL. |
| MSQ NLMQ | Yes | Loss factor correctly applied in metered quantities. |

Issues to resolve: None

APPENDIX A: LIST OF REFERENCE MATERIAL USED

This appendix provides details titles and versions of the key documents used in this review.

| Ref No. | Title | Version No. |
|---|--|----------------------|
| LEGAL INSTRUMENTS | | |
| 1 | Wholesale Electricity Market Rules | Version 2.5 |
| 2 | Power System Operation Procedure: Dispatch | (no version control) |
| 3 | Power System Operating Procedure: Verification of Generation Facility MWh output data | Draft |
| 4 | Power System Operating Procedure: MT PASA | V3 |
| 5 | Power System Operating Procedure: ST PASA | V3b |
| 6 | Power System Operation Procedure: Ancillary Service Procurement | (no version control) |
| OTHER REFERENCE DOCUMENTS (SMMITS) | | |
| 7 | SMMITS – Context Diagram [DMS#:2811800] | 2 |
| 8 | Phase 2 Requirements Specification, SM To IMO Interface Project, Business Processes/Requirements – Outage [DMS#:2716595] | 1.1 |
| 9 | Phase 2 Requirements Specification, SM To IMO Interface Project, Business Processes/Requirements – Dispatch [DMS#:2756480] | Draft (28/4/06) |
| 10 | Phase 2 Requirements Specification, SM To IMO Interface Project, Business Processes/Requirements – PASA [DMS#:2756619] | Draft (1/2/06) |
| 11 | Phase 2 Requirements Specification, SM To IMO Interface Project, Business Processes/Requirements – Ancillary Services [DMS#:2756736] | Draft (1/2/06) |
| 12 | Phase 2 Requirements Specification, SM To IMO Interface Project, Business Processes/Requirements – Settlement Data [DMS#:2757161] | 1.0 |
| | | |
| OTHER REFERENCE DOCUMENTS (Electricity Market Systems) | | |
| 13 | MA Functional Specifications [#WMSFS-808 20-007] | 1.3 (30/1/06) |

A: List of Reference Material used



| | | |
|----|---|---------------|
| 14 | Design Description Settlements [WMS DD-80820-017] | 1.3 (17/2/06) |
| 15 | Design Description MA Computational Module [WMS DD-80820-012] | 1.3 (28/4/06) |

APPENDIX B: SOFTWARE SYSTEMS

The test results contained in this document apply to the latest sets of software applicable at:

- 2nd September 2006 for those systems under IMO control
- 3rd August 2006 for those systems under System Management control

APPENDIX C: MAXIMUM RESERVE CAPACITY PRICE**C.1 CALCULATION OF MAXIMUM RESERVE CAPACITY PRICE**

| MAX RESERVE CAPACITY PRICE CHECK | | | |
|---|--------------------------------|-----------------------|----------------|
| | Software Calculated | PA Calculated | Status |
| Capacity Year (t) | 1/10/2006 | 1/10/2006 | |
| Year difference (x) | 1 | 1 | |
| Year (t-x) | 1/10/2005 | 1/10/2005 | CORRECT |
| Commonwealth 10 Year Bond Rate | 6.5 | 0.065 | |
| Margin For Debt (%) | 15 | 0.15 | |
| Margin for Equity (%) | 3 | 0.03 | |
| US CPI (t-x) | 100 | 100 | |
| US CPI (t) | 101 | 101 | |
| US Inflation Rate (%) | 1 | 1 | CORRECT |
| Aust CPI (t-x) | 100 | 100 | |
| Aust CPI (t) | 101 | 101 | |
| Australian Inflation Rate (%) | 1 | 1 | CORRECT |
| Loan Period | 15 | 15 | |
| Debt Ratio (%) | 60 | 0.6 | |
| WACC Pre-Tax Rate (%) | 16.7 | 0.167 | CORRECT |
| Capital Costs | | | |
| Capacity - nominal (MW) | 160 | 160 | |
| SDF | 1.18 | 1.18 | |
| Capacity - summer (MW) | 135.593 | 135.5932203 | CORRECT |
| Losses | 1 | 1 | |
| Capacity - summer net of losses (MW) | 135.593 | 135.5932203 | CORRECT |
| Generator Price (US\$/MW) | 150,000.00 | 150,000.00 | |
| Generator Price Scaling Factor | 2 | 2 | |
| Exchange Rate (US\$/A\$) | 0.75 | 0.75 | |
| Exchange Rate (A\$/US\$) | 1.33333 | 1.333333333 | CORRECT |
| Add Margin for NOx (%) | 5 | 0.05 | |
| Equipment Capital Cost (A\$/kW) | 420,000.00 | 420,000.00 | CORRECT |
| On-Cost Margin (%) | 15 | 0.15 | |
| Total Cost (A\$/MW) | 483,000.00 | 483,000.00 | CORRECT |
| Real Debt Rate (%) | 21.5 | 0.215 | CORRECT |
| IDC (\$)* | 22,634,689.83 | 22,634,689.83 | |
| Total Cost of interest (A\$M)** | 77.28 | 77,280,000.00 | |
| Transmission Cost (A\$M) | 15 | 1500000 | |
| Fixed Fuel Cost (A\$M) | 3 | 3000000 | |
| Fixed O&M Cost(A\$/MW) | 15,000.00 | 15,000.00 | |
| Capital Cost Power Station (A\$/MW) | 424,200.00 | 424,200.00 | CORRECT |
| Total Capital Cost (A\$) | 123,028,823.34 | 123,028,823.34 | CORRECT |
| Annualised Capital Cost (A\$) | 22,793,571.42 | 22,793,571.42 | CORRECT |
| Factor K | 1 | 1 | |
| Max Reserve Capacity Price (A\$/MW) | 183,102.59 | 183,102.59 | CORRECT |
| Notes | | | |
| * IDC = Interest during construction. It is part of the total capital cost formula. | | | |
| ** Label is wrong, should just read "Total Cost (A\$M)". | | | |

Figure 1: Maximum Reserve Capacity Calculation

APPENDIX D: RESERVE CAPACITY BASIC MODEL

D.1 RESERVE CAPACITY BILATERAL TRADES AND AUCTION

| Reserve Capacity Requirements | | | | | |
|---|--------------------|----------------------|-----------|--------------------|----------------------|
| Capacity Year | Availability Class | Capacity Requirement | | | |
| 1/10/2006 | 1 | 3,960.00 | | | |
| 1/10/2006 | 2 | 30.00 | | | |
| 1/10/2006 | 3 | 30.00 | | | |
| 1/10/2006 | 4 | 30.00 | | | |
| Market Participants and Facilities | | | | | |
| Participant Name | Facility Name | Facility Type | Cap Block | Availability Class | Max Available Hrs/Yr |
| CERT_MELB | CERT_OLDEN | SG | BLOCK1 | CLASS1 | |
| CERT_MELB | CERT_ABINOJA | SG | BLOCK1 | CLASS1 | |
| CERT_WELLY | CERT_MATSON | SG | BLOCK1 | CLASS1 | |
| CERT_WELLY | CERT_GEORGE | IG | BLOCK1 | CLASS1 | |
| CERT_WELLY | CERT_THORNTON | SG | BLOCK1 | CLASS1 | |
| CERT_WELLY | CERT_RIHIA | SG | BLOCK1 | CLASS1 | |
| CERT_WELLY | CERT_ODONOGHUE | SG | BLOCK1 | CLASS1 | |
| CERT_AUCK | CERT_BOWMAKER | CL | BLOCK1 | CLASS2 | 90 |
| CERT_WELLY | CERT_TURNER | IL | BLOCK1 | CLASS3 | 60 |
| CERT_AUCK | CERT_MCSHANE | IL | BLOCK1 | CLASS4 | 30 |

Figure 2: Base Data for Reserve Capacity Tests

| Reserve Capacity Auction and Bilateral Trades | | | | | | | |
|--|---------------|--|--------------------|-----------------|--------------|------------|---------------------|
| Test 1: Objective: | | Sufficient supply of certified capacity for all classes to meet the requirement of that class. | | | | | |
| Inputs | | | | | | | |
| Bilateral Trade Declarations and Auction Offers | | | | | | | |
| Facility Name | Facility Type | Status | Availability Class | Max Capacity MW | Bilateral MW | Auction MW | Auction Offer Price |
| CERT_MATSON | SG | Registered | CLASS1 | 800 | 560 | 240 | \$ 91,000 |
| CERT_OLDEN | SG | Registered | CLASS1 | 711 | 497.7 | 213.3 | \$ 92,000 |
| CERT_ABINOJA | SG | Registered | CLASS1 | 600 | 420 | 180 | \$ 93,000 |
| CERT_THORNTON | SG | Registered | CLASS1 | 600 | 420 | 180 | \$ 94,000 |
| CERT_ODONOGHUE | SG | Registered | CLASS1 | 550 | 385 | 165 | \$ 95,000 |
| CERT_RIHIA | SG | Registered | CLASS1 | 500 | 350 | 150 | \$ 96,000 |
| CERT_GEORGE | IG | Registered | CLASS1 | 200 | 140 | 60 | \$ 97,000 |
| CERT_BOWMAKER | CL | Registered | CLASS2 | 32 | 22.4 | 9.6 | \$ 85,000 |
| CERT_TURNER | IL | Registered | CLASS3 | 31 | 21.7 | 9.3 | \$ 80,000 |
| CERT_MCSHANE | IL | Registered | CLASS4 | 30 | 21 | 9 | \$ 75,000 |

| Reserve Capacity Auction Requirement (calculated) | | | | | | |
|--|------------------------|--|------------------------|----------------|--------------------|--------------|
| Availability Class | Bilateral | Requirement | Auction Capacity | Auction Offers | | |
| CLASS1 | 2772.70 | 3960.00 | 1187.30 | 1188.30 | | |
| CLASS2 | 22.40 | 30.00 | 7.60 | 9.60 | | |
| CLASS3 | 21.70 | 30.00 | 8.30 | 9.30 | | |
| CLASS4 | 21.00 | 30.00 | 9.00 | 9.00 | | |
| Outputs | | | | | | |
| Approved Bilateral Capacity | | | | | | |
| Facility Name | Facility Type | Status | Availability Class | Approved Class | Bilateral Capacity | |
| CERT_GEORGE | Intmnt Gen | Registered | 1 | 1 | 140 | |
| CERT_RIHIA | Sched Gen | Registered | 1 | 1 | 350 | |
| CERT_ODONOGHUE | Sched Gen | Registered | 1 | 1 | 385 | |
| CERT_THORNTON | Sched Gen | Registered | 1 | 1 | 420 | |
| CERT_ABINOJA | Sched Gen | Registered | 1 | 1 | 420 | |
| CERT_OLDEN | Sched Gen | Registered | 1 | 1 | 497.7 | |
| CERT_MATSON | Sched Gen | Registered | 1 | 1 | 560 | |
| CERT_BOWMAKER | Curt Load | Registered | 2 | 2 | 22.4 | |
| CERT_TURNER | Intrpt Load | Registered | 3 | 3 | 21.7 | |
| CERT_MCSHANE | Intrpt Load | Registered | 4 | 4 | 21 | |
| IMO Accepted Reserve Capacity | | | | | | |
| Facility Name | Facility Type | Status | Availability Class | Approved Class | Approved | IMO Capacity |
| CERT_GEORGE | IMG | Registered | 1 | 1 | Yes | 60 |
| CERT_RIHIA | SG | Registered | 1 | 1 | Yes | 150 |
| CERT_ODONOGHUE | SG | Registered | 1 | 1 | Yes | 165 |
| CERT_THORNTON | SG | Registered | 1 | 1 | Yes | 180 |
| CERT_ABINOJA | SG | Registered | 1 | 1 | Yes | 180 |
| CERT_OLDEN | SG | Registered | 1 | 1 | Yes | 213.3 |
| CERT_MATSON | SG | Registered | 1 | 1 | Yes | 240 |
| CERT_BOWMAKER | CL | Registered | 2 | 2 | Yes | 9.6 |
| CERT_TURNER | IL | Registered | 3 | 3 | Yes | 9.3 |
| CERT_MCSHANE | IL | Registered | 4 | 4 | Yes | 9 |
| Reserve Capacity Auction Requirement (output) | | | | | | |
| Availability Class | Capacity Shortfall | Auction Requirem. | Reserve Capacity Price | | | |
| 1 | 0 | 1,187.30 | Reserve Cap. Price | | | |
| 2 | 0 | 6.60 | \$ 97,000 | | | |
| 3 | 0 | 5.30 | | | | |
| 4 | 0 | 5.00 | | | | |
| Conclusions | | | | | | |
| | Correctly Implemented? | Comment | | | | |
| Bilateral Trade Clearing | Yes | All Bilateral Trades accepted, as expected. | | | | |
| Auction Cap/Shortfall | Yes | Auction Capacities set correctly, no shortfalls. | | | | |
| Auction Requirements | Yes | Excesses cascaded through each availability class correctly | | | | |
| Auction Clearing | Yes | All offers accepted, as expected | | | | |
| Reserve Cap Price | Yes | Set by GEORGE, the highest price offer accepted, at \$97,000 | | | | |
| Exchange Offers | Yes | No exchanges possible | | | | |

Figure 3: Reserve Capacity Test 1 - Base Case

APPENDIX E: BALANCING SETTLEMENT RESULTS

Algorithms

| | Quantity (MWh) | x Price (\$/MWh) | by |
|--------|--|------------------|-------------|
| ADAS | MAX((TPDSQ-(TPNCON+TPBSUPQ)),0) | MCAP | Participant |
| ADAD | MIN((TPDSQ-(TPNCON+TPBSUPQ)),0) | MCAP | Participant |
| ADAWPS | MAX((TPDSQ-(TPNCON+TPBSUPQ)+TTBSUPQ),0) | MCAP | Participant |
| ADAWPD | MIN((TPDSQ-(TPNCON+TPBSUPQ)+TTBSUPQ),0) | MCAP | Participant |
| UUDAS | IF(TESTFLAG=0,(MAX((MSQ-DSQ),0)),0) | UDAP | Facility |
| DUDAD | IF(TESTFLAG=0,(MIN((MSQ-DSQ),0)),0) | DDAP | Facility |
| RPDAD | (MIN((TPNCON -RPSFQ) - (MIN(TPNCON,TPMSQ,TPDSQ)) , 0)) | DDAP | Participant |
| DIPS | MAX(DIPQ,0) | DIPP | Facility |
| DIPD | MIN(DIPQ,0) | DIPP | Facility |
| DIPNGD | REDQ | DECP | Facility |
| DIPCLS | REDQ | DECP | Facility |

where

| | | Units | by |
|--------|---|--------|----------|
| DIPQ | IF(DIPASDP>=MCAP,((MIN(MSQ,DSQ))-RPQ),((MAX(MSQ,DSQ))-(RPQ-BSUPQ))) | MWh | Facility |
| DIPP | IF(DSQ=(RPQ+BSUPQ),0,DIPASDP-MCAP) | \$/MWh | Facility |
| TPNCON | NBLTPOS + STMINTSQ + STMINTDQ | MWh | |

Inputs & Outputs

by participant

| CERT_AUCK | Hour | 14 | 23 | Units |
|-----------|------------|-----------|-----------|--------|
| TPSDSQ | Interval 1 | -5.214 | -12.043 | MWh |
| | Interval 2 | -14.152 | -5.553 | MWh |
| TPNCON | Interval 1 | -450 | -800 | MWh |
| | Interval 2 | -450 | -800 | MWh |
| TBSUPQ | | null | null | MWh |
| MCAP | Interval 1 | 385 | 94 | \$/MWh |
| | Interval 2 | 95 | 94 | \$/MWh |
| ADAS | Interval 1 | 171242.61 | 74067.958 | \$ |
| | Interval 2 | 41405.56 | 74678.018 | \$ |

| CERT_MELB | Hour | 17 | 19 | Units |
|-----------|------------|---------|---------|--------|
| TPSDSQ | Interval 1 | 293 | 246 | MWh |
| | Interval 2 | 272.5 | 268.5 | MWh |
| TPNCON | Interval 1 | 300 | 300 | MWh |
| | Interval 2 | 300 | 300 | MWh |
| TBSUPQ | | null | null | MWh |
| MCAP | Interval 1 | 91 | 91 | \$/MWh |
| | Interval 2 | 91 | 91 | \$/MWh |
| ADAD | Interval 1 | -637 | -4914 | \$ |
| | Interval 2 | -2502.5 | -2866.5 | \$ |

| CERT_MELB | Hour | 4 | | Units |
|-----------|------------|-------|--|--------|
| TPNCON | Interval 1 | 475 | | MWh |
| | Interval 2 | 475 | | MWh |
| RPSFQ | Interval 1 | 150 | | MWh |
| | Interval 2 | 150 | | MWh |
| TPMSQ | Interval 1 | 472 | | MWh |
| | Interval 2 | 475 | | MWh |
| TPDSQ | Interval 1 | 342 | | MWh |
| | Interval 2 | 345 | | MWh |
| DDAP | Interval 1 | 385 | | \$/MWh |
| | Interval 2 | 385 | | \$/MWh |
| RPDAD | Interval 1 | -6545 | | \$ |
| | Interval 2 | -7700 | | \$ |

| CERT_WELLY | Hour | 12 | 13 | Units |
|------------|------------|-----------|------------|--------|
| TPSDSQ | Interval 1 | 226.628 | 390.515 | MWh |
| | Interval 2 | 257.155 | 478.577 | MWh |
| TPNCON | Interval 1 | 0 | 150 | MWh |
| | Interval 2 | 0 | 150 | MWh |
| TBSUPQ | Interval 1 | 30 | 50 | MWh |
| | Interval 2 | 30 | 50 | MWh |
| TTBSUPQ | Interval 1 | 80 | 100 | MWh |
| | Interval 2 | 80 | 100 | MWh |
| MCAP | Interval 1 | 95 | 385 | \$/MWh |
| | Interval 2 | 91 | 385 | \$/MWh |
| ADAWPS | Interval 1 | 26279.66 | 111848.275 | \$ |
| | Interval 2 | 27951.105 | 145752.145 | \$ |

| CERT_WELLY | Hour | 10 | 9 | Units |
|------------|------------|-----------|-----------|--------|
| TPSDSQ | Interval 1 | 783.229 | 777.799 | MWh |
| | Interval 2 | 798.018 | 793.494 | MWh |
| TPNCON | Interval 1 | 800 | 800 | MWh |
| | Interval 2 | 800 | 800 | MWh |
| TBSUPQ | | null | null | MWh |
| TTBSUPQ | | null | null | MWh |
| MCAP | Interval 1 | 95 | 95 | \$/MWh |
| | Interval 2 | 97 | 95 | \$/MWh |
| ADAWPD | Interval 1 | -1593.245 | -2109.095 | \$ |
| | Interval 2 | -192.254 | -618.07 | \$ |

Inputs & Outputs
by facility

| CERT_OLDEN | Hour | 18 | 19 | Units |
|------------|------------|----------|---------|--------|
| MSQ | Interval 1 | 250 | 250 | MWh |
| | Interval 2 | 250 | 250 | MWh |
| DSQ | Interval 1 | 200.278 | 200 | MWh |
| | Interval 2 | 200 | 222.5 | MWh |
| UDAP | Interval 1 | 45.5 | 45.5 | \$/MWh |
| | Interval 2 | 45.5 | 45.5 | \$/MWh |
| UUDAS | Interval 1 | 2262.351 | 2275 | \$ |
| | Interval 2 | 2275 | 1251.25 | \$ |

| CERT_OLDEN | Hour | 16 | 18 | 19 | Units |
|------------|------------|-------|-----------|-------|--------|
| DSQ | Total | 477.5 | 400.278 | 422.5 | MWh |
| | Interval 1 | 250 | 200.278 | 200 | MWh |
| | Interval 2 | 227.5 | 200 | 222.5 | MWh |
| RPQ | Total | 500 | 500 | 500 | MWh |
| | Interval 1 | 250 | 250 | 250 | MWh |
| MSQ | Interval 2 | 250 | 250 | 250 | MWh |
| | Total | 500 | 500 | 500 | MWh |
| DIPASDP | Interval 1 | 250 | 250 | 250 | MWh |
| | Interval 2 | 250 | 250 | 250 | MWh |
| MCAP | Total | 145 | 290 | 290 | MWh |
| | Interval 1 | | 145 | 145 | MWh |
| | Interval 2 | 145 | 145 | 145 | MWh |
| DIPP | Total | 182 | 182 | 182 | \$/MWh |
| | Interval 1 | 91 | 91 | 91 | \$/MWh |
| | Interval 2 | 91 | 91 | 91 | \$/MWh |
| BSUPQ | Interval 1 | 0 | 54 | 54 | MWh |
| | Interval 2 | 54 | 54 | 54 | MWh |
| MCAP | Interval 1 | 0 | 0 | 0 | MWh |
| | Interval 2 | 91 | 91 | 91 | \$/MWh |
| DIPQ Qty | Interval 1 | 91 | 91 | 91 | \$/MWh |
| | Interval 2 | 0 | -49.722 | -50 | MWh |
| DIPS | Interval 1 | -22.5 | -50 | -27.5 | MWh |
| | Interval 2 | 0 | -2684.988 | -2700 | \$ |
| | | -1215 | -2700 | -1485 | \$ |

| CERT_ABINOJA | Hour | 3 | Units |
|--------------|------------|-------|--------|
| MSQ | Interval 1 | 150 | MWh |
| | Interval 2 | 150 | MWh |
| DSQ | Interval 1 | 190 | MWh |
| | Interval 2 | 190 | MWh |
| UDAP | Interval 1 | 106.7 | \$/MWh |
| | Interval 2 | 106.7 | \$/MWh |
| DUDAD | Interval 1 | -4268 | \$ |
| | Interval 2 | -4268 | \$ |

| CERT_MCSHANE | Hour | 11 | Units |
|--------------|------------|--------|--------|
| DECP | Interval 1 | 139 | \$/MWh |
| REDQ | Interval 1 | -1.5 | MWh |
| DIPCLS | Interval 1 | -208.5 | \$ |

| CERT_BOWMAKER | Hour | 11 | Units |
|---------------|------------|------|--------|
| DECP | Interval 1 | 137 | \$/MWh |
| REDQ | Interval 1 | -3 | MWh |
| DIPCLS | Interval 1 | -411 | \$ |

APPENDIX F: RESERVE CAPACITY SETTLEMENT RESULT

Algorithms

| | |
|----------|--|
| RCSAS | $(MRCP * (CCNSPAP-CCANSPAS)) + (CCSPASA-CCASPASA) + SUPCAPP$ |
| RCSAD | $(-1) * ((TRCC) * (TPMCAPSF/TTMCAPSF)) + ((SRCC) * (IRCR/TTIRCR))$ |
| RCSCSOFF | $RCSSCCO * (TPMCAPSF/TTMCAPSF)$ |
| RCSECCR | $RCSMCR * (IRCR/TTIRCR)$ |
| RCREFCR | $(TTMCPREF+TTMILCPR) * (IRCR/TTIRCR)$ |
| RCLFRCR | $(LFR*MRCP) * (IRCR/TTIRCR)$ |
| RCREFSAD | $(CAPREF + ILCAPREF * 1AMT) * (-1)$ |

Inputs

| | CERT_WELLY | CERT_MELB | CERT_AUCK | ALL |
|----------|------------|-----------|-----------|------------|
| MRCP | | | | 9,000 |
| CCNSPAP | 2,650 | 1,311 | 62 | |
| CCANSPAS | 100 | 71 | - | |
| CCSPASA | 473,118 | - | - | |
| CCASPASA | 50,000 | - | - | |
| SUPCAPP | 80,000 | - | 40,000 | |
| TRCC | | | | 33,300,000 |
| TPMCAPSF | 1,900 | 350 | 1,450 | |
| TTMCAPSF | | | | 3,700 |
| SRCC | | | | 3,150,000 |
| IRCR | 200 | 50 | 100 | |
| TTIRCR | | | | 350 |
| RCSSCCO | | | | 550,000 |
| RCSMCR | | | | 13,000,000 |
| CAPREF | 400,000 | 150,000 | 300,000 | |
| TTMCPREF | | | | 850,000 |
| ILCAPREF | 6 | 8 | 10 | - |
| TTMILCPR | | | | 24 |
| LFR | | | | 20 |
| 1AMT | | | | 1 |

Outputs

| | CERT_WELLY | CERT_MELB | CERT_AUCK |
|----------|-------------|------------|-------------|
| RCSAS | 23,453,118 | 11,160,000 | 598,000 |
| RCSAD | -18,900,000 | -3,600,000 | -13,950,000 |
| RCSCSOFF | 282,432 | 52,027 | 215,541 |
| RCSECCR | 7,428,571 | 1,857,143 | 3,714,286 |
| RCREFCR | 485,728 | 121,432 | 242,864 |
| RCLFRCR | 205,714 | 51,429 | 102,857 |
| RCREFSAD | -400,006 | -150,008 | -300,010 |
| SURPLUS | -25,226,677 | | |