

METERING DATA PROVISION PROCEDURES

~~STRAWMAN FOR CONSULTATION~~

PREPARED BY: MARKETS
VERSION: 0.24
EFFECTIVE DATE: ~~1-6 March~~ July 2015~~6~~
STATUS: ~~STRAWMAN FOR~~ DRAFT CONSULTATION





VERSION RELEASE HISTORY

Version	Effective Date	Summary of Changes
0.1		Strawman
0.2	6 July 2015	Draft Procedure



CONTENTS

1.	INTRODUCTION	1
1.1.	Purpose and scope	1
1.2.	Definitions and interpretation	1
1.3.	Related AEMO procedures	3
2.	IDENTITY VERIFICATION AND DATA DELIVERY TIMEFRAMES	4
2.1.	Verifying the identity of a retail customer or customer authorised representative	4
2.2.	Retail customer request	4
2.3.	Customer authorised representative	4
3.	DATA DELIVERY METHOD	5
3.1.	Delivering summary data	5
3.2.	Delivering detailed data	5
3.3.	File naming conventions	5
3.4.	Number of metering data files to be provided	6
4.	DATA FILE CONTENT	6
4.1.	Field details – format and unit of measure	6
4.2.	Accumulated metering data summary format	7
4.3.	Interval metering data summary format	8
4.4.	Detailed data format	9
4.5.	Ability to offer alternative metering data formats	10
	APPENDIX A. ACCUMULATED METERING DATA SUMMARY FORMAT	12
A.1	File conditions	12
A.2	Example: accumulated file	12
A.3	Example: diagrammatic representation of energy usage	13
	APPENDIX B. INTERVAL METERING DATA SUMMARY FORMAT	15
B.1	File conditions	15
B.2	Example: interval file	15
B.3	Example: diagrammatic representation of energy usage	16



1. INTRODUCTION

1.1. Purpose and scope

These Procedures establish minimum requirements for the manner and form in which retailers or Distribution Network Service Providers (DNSPs) must provide *metering data* to a *retail customer*, or their *customer authorised representative*, in response to a request for *metering data* from the *retail customer* or *customer authorised representative*.

~~These are the *Metering Data Provision Procedures* (Procedures) made under clause 7.16 of the National Electricity Rules (NER).~~

~~These Procedures have effect only for the purposes set out in the NER. The NER and the National Electricity Law (NEL) prevail over these Procedures to the extent of any inconsistency. These Procedures relate to requirements in the National Energy Retail Rules (NERR), which are only relevant for jurisdictions participating in the National Energy Customer Framework.~~

These Procedures apply to retailers and *Distribution Network Service Providers (DNSPs)* responding to requests from a *retail customer*, or their *customer authorised representative*, for their *metering data* from the *retail customer's metering installation* made under National Electricity Rules (NER) clause 7.7(a)(7).

These Procedures **must** specify the:

- Manner and form in which the *retail customer's metering data* must be provided, including:
 1. For *interval metering data*, a detailed data format and summary data format.
 2. For *accumulation metering data*, a summary data format.
- Timeframes for *retailers* and *DNSPs* to respond to requests made by a:
 1. *Retail customer*.
 2. *Customer authorised representatives*.
- Minimum delivery method for the requested *metering data*.

These are the *Metering Data Provision Procedures* (Procedures) made under clause 7.16 of the NER.

These Procedures have effect only for the purposes set out in the NER. The NER and the National Electricity Law (NEL) prevail over these Procedures to the extent of any inconsistency.

~~These Procedures do not cover retailer and DNSP processes to comply with the *Privacy Act 1988* (Commonwealth) including processes to verify the identity of a *retail customer* or its *customer authorised representative*. It is *retailers'* and *DNSPs'* responsibility to determine what needs to be done to ensure their *Privacy Act 1988* (Commonwealth) obligations have been met.¹~~

~~Throughout these Procedures, terms used in the NER — such as *retail customer* — are italicised.~~

1.2. Definitions and interpretation

1.2.1. Glossary

The words, phrases and abbreviations set out in the table below, when used in these Procedures, have the meanings set out opposite them.

Terms defined in the NEL or the NER have the same meanings in these Procedures unless otherwise specified in this clause. Those terms are intended to be identified in these Procedures by italicising them, but failure to italicise a defined term does not affect its meaning.

¹ For further information on the *Privacy Act 1988* (Commonwealth) refer to: <http://www.comlaw.gov.au>.



Term	Definition
Accumulated metering data - summary data	<p>This includes:</p> <p>Total <u>volume of energy volume</u> for each energy flow type for the specified time period.</p> <p><u>Diagrammatic representation of daily volumes for each energy flow type for the specified time period.</u></p> <p>Each meter reading date and <u>index read</u> for each energy flow type for the specified period of time.</p> <p><u>StartFrom</u> Date and <u>EndRead</u> Date for the specified time period</p>
Controlled load	<p><u>Controlled load is applicable to electricity usage that is separately metered and controlled by a party other than the customer. It is used for operating storage water heaters, thermal storage space heaters, and other approved fixed wired appliances.</u></p> <p><u>Controlled load energy usage values are positive in metering data files.</u></p>
Daily time periods	<p>Time periods during a day when different usage rates are applied to energy <u>usage.consumption</u></p>
Demand/Capacity	<p><u>Is calculated by identifying the highest half hourly interval usage for each "Date" period and is multiplied by two to obtain the maximum demand expressed in kW.</u></p> <p><u>For 15 minute intervals, the highest 15 minute interval usage for each "Date" period is identified and multiplied by four to obtain the maximum demand expressed in kW.</u></p> <p><u>Maximum demand expressed in kVA is the maximum value determined for each "Date" period as follows:</u></p> $kVA = 2 \times \sqrt{kW^2 + kVAr^2}$ <p><u>Where:</u></p> <p><u>kW = kilowatts recorded over a 30 minute period.</u></p> <p><u>kVAr = kilovolt ampere reactive recorded over a 30minute period.</u></p>
Energy flow type	<p>Energy flow <u>over a period of time</u> for which there is a separate energy measurement or a separate usage rate.</p>
Energy volume or demand	<p>The energy volume or demand measured over a period of time for each energy flow type.</p>
Extent of energy usage	<p>See energy <u>flow type, volume or demand</u></p>
Generation	<p><u>Volume of energy generated by the retail customer, i.e. energy flow to the grid from the connection point.</u></p> <p><u>Where the generated energy is measured by a net metering installation, the generated energy will be combined with energy usage values and energy usage values will be negative when excess generation occurs for a period.</u></p> <p><u>Where the generated energy is measured by a gross metering installation, the generated energy will be separate from energy usage and will have a positive value.</u></p>
Interval metering data - summary data	<p>This includes:</p> <p>Total <u>volume of energy volumes</u> for each energy flow type for the specified time period.</p> <p>Diagrammatic representation of daily <u>energy</u>-volumes for each energy flow type for the specified time period.</p> <p><u>StartFrom</u> Date and <u>EndTo</u> Date for the specified time period.</p>
Interval metering data – detailed data	<p><u>NEM12 file that complies with the Meter Data File Format Specification NEM12 & NEM13. This includes:</u></p> <p><u>48 (or 96) interval values for each energy flow type for each day of the specified time period.</u></p> <p><u>Start Date and End Date for the specified time period</u></p>
Load profile	<p>A <u>diagram graph</u> showing a retail customer's energy consumption over the time period as requested by the retail customer or customer authorised representative. This is provided:</p> <p>Monthly for <u>remotely read</u> interval metering data.</p> <p><u>By Read Date Quarterly</u> for <u>manually read</u> <u>accumulated or interval</u> metering data.</p>
Nature	<p>See energy flow type.</p>
Off-peak	<p>A time period during a day when an off-peak <u>usage</u>-rate is applied to energy <u>usage.consumption</u></p>
Peak	<p>A time period during a day when a peak <u>usage</u>-rate is applied to energy <u>usage.consumption</u></p>
Shoulder	<p>A time period during a day when a shoulder <u>usage</u>-rate is applied to energy <u>usage.consumption</u></p>



Term	Definition
UOM	Unit of Measure (refer to clause 54.1) .

1.2.2. Interpretation

The following principles of interpretation apply to these Procedures unless otherwise expressly indicated:

1. These Procedures are subject to the principles of interpretation set out in Schedule 2 of the NEL.
2. References to time are references to [Australian Eastern Standard Time](#).

1.3. Related AEMO procedures

[Additional information relevant for these Procedures can be found in the documents listed below. These documents Stakeholders can find additional relevant information in these documents, which are available on AEMO's website²:](#)

- I. Standing Data for MSATS.
- II. Metering Data File Format Specification NEM12 & NEM13.
- III. National Metering Identifier Procedure.

2. OBJECTIVE

~~The objective of these Procedures is to establish the minimum requirements for the manner and form in which retailers or DNSPs must provide metering data to a retail customer, or their customer authorised representative, in response to a request for metering data from the retail customer or customer authorised representative.~~

² <http://www.aemo.com.au>.



2. IDENTITY VERIFICATION AND DATA DELIVERY TIMEFRAMES

- (a) Retailers and DNSPs must verify customer identity and use reasonable endeavours to provide metering data to retail customers and customer authorised representatives within the delivery timeframes detailed in clauses 2.2 and 2.3.

2.1. Verifying the identity of a retail customer or customer authorised representative

- (a) Retailers and DNSPs must identify and publish, at a minimum, the information below required from a retail customer or customer authorised representative who requests metering data.
- I. Sufficient information to verify identity and relevant consents from retail customers and customer authorised representatives.
 - II. The way in which a request for metering data can be made, e.g. email, writing, telephone, etc.
 - III. The form in which the metering data will be provided by the retailer or DNSP, e.g. electronic, physical copy, etc.
- (b) It is the responsibility of retailers and DNSPs to determine what needs to be done to ensure their Privacy Act 1988 (Commonwealth) obligations have been met.
- (c) Where a retailer or DNSP determines it cannot verify the identity or relevant consents of a retail customer or customer authorised representative, the retailer or DNSP must advise the retail customer or customer authorised representative within three business days of receiving the request for metering data that insufficient verification information has been provided.
- (d) The retailer or DNSP notification, issued in accordance with clause 2.13.3(c), must:
- I. Provide detail of where the verification information was insufficient.
 - II. Advise that the request for metering data is closed.
 - III. Advise that a new metering data request with complete verification information must be provided.
- (e) A new metering data request is deemed to exist when a retail customer or customer authorised representative provides the complete verification information to the retailer or DNSP, in accordance with clause 3.3(a).

2.2. Retail customer request

- (a) Where a retail customer requests their metering data, Retailers and DNSPs must use reasonable endeavours to deliver the metering data to the retail customer within 10 business days. This delivery timeframe commences from the date the request is received by the retailer or DNSP.

2.3. Customer authorised representative

- (a) Where a customer authorised representative requests metering data for one retail customer, retailers and DNSPs must use reasonable endeavours to deliver the metering data to the customer authorised representative within 10 business days. This delivery timeframe commences from the date the request is received by the retailer or DNSP.
- (b) Where a customer authorised representative requests metering data for more than one but less than 100 retail customers in a single request, Retailers and DNSPs must use reasonable endeavours to deliver the metering data to the customer authorised representative within 20 business days. This delivery timeframe commences from the date the request is received by the retailer or DNSP.



(c) Where a customer authorised representative requests metering data for more than 100 retail customers in a single request, the delivery timeframe must be agreed between the retailer or DNSP and the customer authorised representative.

3. DATA DELIVERY METHOD

(a) Retail customers or customer authorised representatives may request detailed metering data for analysis or summary metering data.

3.1. Delivering summary data

(a) The retailer or DNSP must provide the summary data electronically or physically to the retail customer or customer authorised representative, whichever is requested by the retail customer or customer authorised representative.

(b) The summary data must be provided in a Portable Document Format (PDF), unless otherwise agreed with the retail customer or customer authorised representative.

3.2. Delivering detailed data

(a) The retailer or DNSP must provide the detailed data electronically to the retail customer or customer authorised representative.

(b) The detailed data must be constructed in a CSV format, unless otherwise agreed with the retail customer or customer authorised representative.

(c) Detailed data constructed in a CSV format may be delivered as a compressed file with a “.zip” extension if needed to manage file size of delivered data.

3.3. File naming conventions

(a) PDF summary data file name must follow the convention detailed below and in clause 3.3(c).

I. NMI_MeteringDataStartDate_MeteringDataEndDate_FileProvisionDate_FileType.pdf

II. Example:

8000000000_20140301_20160301_20160305130000_SUMMARY.pdf

(b) CSV detailed data file name must follow the convention detailed below and in clause 3.3(c).

IV. NMI_MeteringDataStartDate_MeteringDataEndDate_FileProvisionDate_FileType.csv

V. Example

8000000000_20140301_20160301_20160305130000_DETAILED.csv

(c) File naming fields must use the following format.

Field Name	Description	Format
<u>NMI</u>	<u>NMI for the connection point. Does not include check digit or NMI Suffix.</u>	<u>Char(10)</u>
<u>MeteringDataStartDate</u>	<u>Date at the start of the requested metering data period.</u>	<u>Date(8) (i.e. CCYYMMDD)</u>
<u>MeteringDataEndDate</u>	<u>Date at the end of the requested metering data period.</u>	<u>Date(8) (i.e. CCYYMMDD)</u>
<u>FileProvisionDate</u>	<u>Date and time when metering data file is produced.</u>	<u>DateTime(14) (i.e. CCYYMMDDhhmmss)</u>



Field Name	Description	Format
FileType	<p>“SUMMARY” for both accumulated and interval summary files.</p> <p>“DETAILED” for interval detailed file.</p>	VarChar(10) (not case sensitive)

3.4. Number of metering data files to be provided

- (a) Retailers and DNSPs must provide a single metering data file in relation to a retail customer’s metering installation for the requested period.
- (b) Where there has been a change of metering installation configuration during the period for which metering data is requested, the retailer or DNSP may provide a separate metering data file for each metering installation configuration period. A metering installation configuration change includes a change of tariff and a change from accumulated metering to interval metering.

4. DATA FILE CONTENT FORMATS

- (a) Retailers and DNSPs must provide the following content for each metering data file.

2.1. General National Energy Retail Rules (NERR) requirements

- (a) Under clauses 56A and 86A of the NERR, following a retail customer or customer authorised representative’s request, a retailer or DNSP:
 - I. Must provide up to two years information about that retail customer’s energy consumption
 - II. Must provide this information without charge for up to four requests in any 12-month period. Thereafter the retailer and DNSP can charge a reasonable fee
 - III. May charge a reasonable charge if the information has been requested:
 - a. More than four times in the 12-month period
 - b. In a different manner or form than the Procedures specify
 - c. By a customer authorised representative as a part of a request for information about more than one small customer (or customer).³
- (b) Where a retail customer has been with a retailer for less than two years, a retail customer or customer authorised representative may request their metering data from a previous retailer. The retailer must provide the requested information and can charge a reasonable fee for providing the service.

2.2.4.1. Field details – format and unit of measure

- (a) Data fields for detailed and summary metering data files must use these permitted values (a subset of units of measure detailed in the Metering Data File Format Specification NEM12 & NEM13). Note that the permitted values for unit of measure are not case sensitive.

Permitted values	Description	Format	Character length
kWh	Kilowatt hour (energy usage)	Numeric	15.3
MW	Megawatt	Numeric	15.6
kW	Kilowatt (demand/capacity)	Numeric	15.3
MVA	Megavolt ampere	Numeric	15.6
kVA	Kilovolt ampere (demand/capacity)	Numeric	15.3

³Small customer and customer are NERR defined terms. The NERR can be found at: <http://aemo.gov.au>.



2.3.— Summary data format

the summary data format for *interval* and *accumulation metering data* must include the following information:

- I.— National Metering Identifier (*NMI*)
- II.— Meter Serial Number
- III.— Unit of Measure (UOM) for the Energy Flow Type
- IV.— Data quality indication
- V.— Read Date, monthly for *interval metering data* or when read for *accumulation metering data*
- VI.— Energy Flow Types:
 - A.— Peak
 - B.— Shoulder, Off-Peak, Controlled Load and/or Generation (only if applicable).

Conditions that apply to all summary data files are:

- I.— ~~File must be based on validated *metering data*.~~
- II.— ~~File must not contain any blank rows or columns.~~
- III.— ~~File ordered by Date — oldest date at the top of the file and most recent date at the bottom of the file.~~

2.4.4.2. ~~Accumulation~~ metering data summary format

(a) The ~~accumulation~~ metering data summary must, at a minimum, include:

- I. The nature and extent of energy usage.
- II. A diagrammatic ~~and numerical~~ representation of the usage information.

~~(b) Conditions that apply to all summary *accumulation metering data* files are:~~

- ~~I. File must be based on validated *metering data*.~~
- ~~II. File ordered by Date – oldest date at the top of the file and most recent date at the bottom of the file.~~

~~(c) Appendix A contains the *accumulation metering data* summary format, including the required file conditions, and ~~an~~ examples of an ~~accumulation file and~~ diagrammatic representation of energy usage.~~

~~— Conditions that apply to all summary data files are:~~

- ~~— File must be based on validated *metering data*.~~
- ~~— File must not contain any blank rows or columns.~~
- ~~— File ordered by Date — oldest date at the top of the file and most recent date at the bottom of the file.~~

~~(d) The summary data format for *accumulation metering data* provided by a *retailer* must include the following information:~~

- ~~I. National Metering Identifier (*NMI*).~~
- ~~II. Meter Serial Number.~~
- ~~III. Unit of Measure (UOM) for the Energy Flow Type.~~
- ~~IV. Data quality indication.~~



- V. Read Date, monthly for *interval metering data* or when read for *accumulation metering data* (i.e. end of meter reading period),
 - VI. From Date (i.e. start of meter reading period),
 - VII. Energy Flow Types:
 - A. Total usage or billing-related components, e.g. Peak, Shoulder, Off-Peak usage, etc.
 - B. Controlled Load usage (only if applicable),
 - C. Generation (only if applicable).
- (e) The summary data format for *accumulation metering data* provided by a *DNSP* must include the following information:
- I. National Metering Identifier (*NMI*),
 - II. Meter Serial Number,
 - III. Unit of Measure (UOM) for the Energy Flow Type,
 - IV. Data quality indication,
 - V. Read Date, monthly for *interval metering data* or when read for *accumulation metering data* (i.e. end of meter reading period),
 - VI. From Date (i.e. start of meter reading period),
 - VII. Energy Flow Types:
 - A. Total usage,
 - B. Controlled Load usage (only if applicable),
 - C. Generation (only if applicable).

2.5.4.3. Interval metering data summary format

- (a) The *interval metering data* summary ~~format~~ to be provided by a *retailer* and *DNSP* must, at minimum, include:
- I. The nature and extent of energy usage for daily time periods
 - II. Usage or *load* profile over a specified period
 - III. A diagrammatic representation of the information in (I) above.
- (b) Conditions that apply to all summary *interval metering data* files are:
- I. File must be based on validated *metering data*.
 - II. File ordered by Date – oldest date at the top of the file and most recent date at the bottom of the file.
- (c) Appendix B contains the *interval metering data* summary format, ~~the required~~ file conditions and an examples of an ~~interval file and~~ diagrammatic representation of energy usage.
- ~~Conditions that apply to all summary files are:~~
- ~~File must be based on validated *metering data*.~~
 - ~~File must not contain any blank rows or columns.~~
 - ~~File ordered by Date – oldest date at the top of the file and most recent date at the bottom of the file.~~
- (d) The summary data format for *interval metering data* provided by a *retailer* must include the following information:



- I. National Metering Identifier (NMI),
 - II. Meter Serial Number,
 - III. Unit of Measure (UOM) for the Energy Flow Type,
 - IV. Data quality indication,
 - V. Read-Date, monthly for remotely read *interval metering data* or To Date for manually read *interval metering data* (i.e. end of meter reading period),
 - VI. From Date (i.e. start of meter reading period),
 - VII. Energy Flow Types:
 - A. Total usage or billing related components, e.g. Peak, Shoulder, Off-Peak usage, etc.,
 - B. Controlled Load (only if applicable),
 - C. Generation (only if applicable).
 - VIII. Demand/Capacity (if applicable for billing or if requested by a *retail customer*, or *customer authorised representative*, and is available).
- (e) The summary data format for *interval metering data* provided by a *DNSP* must include the following information:
- I. National Metering Identifier (NMI),
 - II. Meter Serial Number,
 - III. Unit of Measure (UOM) for the Energy Flow Type,
 - IV. Data quality indication,
 - V. Read-Date, monthly for remotely read *interval metering data* or To Date for manually read *interval metering data* (i.e. end of meter reading period),
 - VI. From Date (i.e. start of meter reading period),
 - VII. Energy Flow Types:
 - A. Total usage,
 - B. Controlled load (only if applicable),
 - C. Generation (only if applicable).

2.6.4.4. Detailed data format

- (a) The detailed data format for *interval metering data* provided by a *retailer* or *DNSP* must be the NEM12 file that complies with the Meter Data File Format Specification NEM12 & NEM13.
 - (b) *Retailers* and *DNSPs* must make a NEM 12 customer guide available to assist *retail customers* to understand and interpret the data included in the NEM 12 file.
 - (c) The NEM 12 customer guide must, at a minimum, explain how usage, generation or controlled load is represented in a NEM 12 file in an understandable manner and how to load and open the NEM12 file.
- (a) The detailed data format for *interval metering data* must include the following information:
- I. NMI
 - II. Meter Serial Number
 - III. UOM for the Energy Flow Type



IV. — Data quality indication

V. — Read Date

VI. — Energy Flow Types:

A. — Peak

B. — Shoulder, Off-Peak, Controlled Load Generation (only if applicable).

(b) Conditions that apply to all summary data files are:

I. — File must be based on validated *metering data*

II. — File must not contain any blank rows or columns

III. — File ordered by Date — oldest date at the top of the file and most recent date at the bottom of the file.

(c) The *interval metering data* detailed format must be provided as a horizontal format.

— Appendix C contains the *interval metering data* detailed format, including the file conditions and example files.

4.5. Ability to offer/provide alternative metering data formats

(a) For either a summary or detailed *metering data* format, where a *retail customer* or *customer authorised representative* requests an alternative *metering data* format that does not meet the minimum *metering data* requirements specified in these Procedures, a *retailer* or *DNSP* may offer/provide a *retail customer* and/or a *customer authorised representative* an alternative *metering data* format.

(b) *Retailers* and *DNSPs* must make a customer guide available to assist *retail customers* understand and interpret the data included in the alternative file.

(c) The customer guide must, at a minimum, explain in an understandable manner how usage, generation or controlled load is represented in an alternative file, and how to load and open the alternative file.

(d) *Retailers* and *DNSPs* must obtain informed consent from a *retail customer* or *customer authorised representative* before providing an alternative *metering data* file.

3. DELIVERY TIMEFRAMES

Retail customer request

Retailers and *DNSPs* must use reasonable endeavours to deliver a *retail customer's* requested *metering data* within 10 *business days*. This delivery timeframe commences from the date the request is received by the *retailer* or *DNSP*.

Customer authorised representative

Where a *customer authorised representative* requests more than one *retail customer's* *metering data*, the delivery timeframe must be agreed between the *retailer* or *DNSP* and the *customer authorised representative*.



Verifying the identity of a retail customer or customer authorised representative

4. DELIVERY METHOD

4.1. Summary Data Format

The *retailer* or *DNSP* must provide the summary data format electronically and/or physically to the *retail customer* or *customer authorised representative*.

This must be able to be offered in a Portable Document Format (PDF) and/or Comma Separated Values (CSV) format, unless otherwise agreed with the *retail customer* or *customer authorised representative*.

Summary data formats constructed in a CSV format may be delivered as a compressed file with a “.zip” extension if needed to manage file compression.

4.2. Detailed Data Format

The *retailer* or *DNSP* must provide the detailed data format electronically to the *retail customer* or *customer authorised representative*.

This must be constructed in an CSV format, unless otherwise agreed with the *retail customer* or *customer authorised representative*.

Detailed data formats constructed in an CSV format may be delivered as a compressed file with a “.zip” extension if needed to manage file compression.

APPENDIX A. ACCUMULATED METERING DATA SUMMARY FORMAT

A.1 File conditions

File conditions detail the requirements for the information that must be provided in accordance with clauses 4.2(d) and 4.2(e).

File component	Parameters
File Type	PDF and/or CSV
Header Record	NMI, Meter Serial Number, UOM, Estimated?, Read Date, Peak, Shoulder, Off-Peak, Controlled Load, Generation
National Metering Identifier (NMI)	NMI for the connection point. Does not include check-digit or NMI suffix.
Meter Serial Number	Multiple meters indicated by their respective meter serial numbers. Energy values from each meter are to be collectively published by Read Date.
Energy Flow Type	Total usage, Peak, Shoulder, Off-Peak, Controlled Load and Generation energy flows, where applicable, to be provided by retailers. Total usage, Cotrolled Load (if applicable) and Generation(if applicable) to be provided by DNSPs.
Energy Value	kWh value identifies the consumption for the associated Energy Flow Type. UsageLoad means that energy flows to the connection point from the grid. Generation means energy flows to the grid from the connection point.
UOM	kWh
Read Date	The date the metering data was collected, i.e. the end of(s) were read, for an estimate (Estimated = "Y"), when the reading event should have happened. Measured in EST
TeFrom Date	The startend date of the reportingmeter reading period. Measured in EST
Date Format	DD/MM/YYYY
Data Quality	Provide a statement indicating whether the metering data file contains estimated data and specify which reading period(s) contain estimated data. Metering data estimated? Y or N. Note this is the plain-English use of the term estimate. Field value is Y if any of the elements on the associated row have been estimated
File Order	File ordered by date. Ordered by oldest date at the top of the file and most recent date at the bottom of the file.

A.1A.2 Example: accumulated metering data file

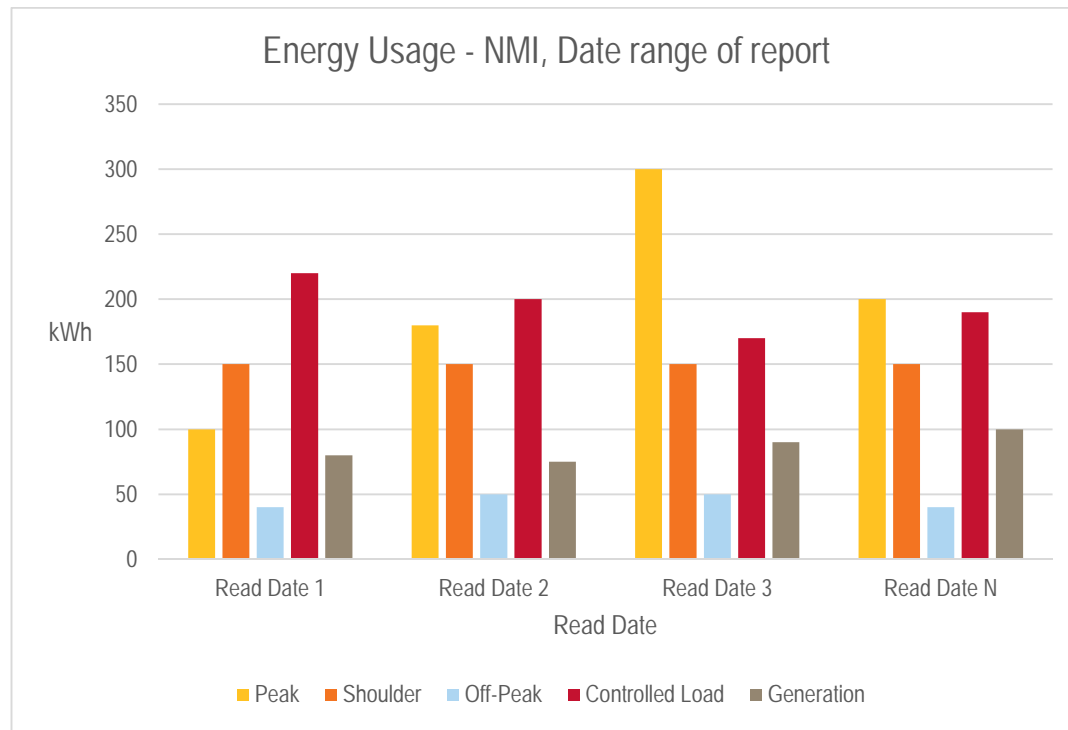
Example of data tabulation that could be provided by a retailer for a connection point with peak, shoulder, off-peak and controlled load energy usage and gross metered generation.

NMI	Meter Serial Number	UOM	From Date	Read Date	Peak	Shoulder	Off-Peak	Controlled Load	Generation
6xxxxxxxxx	123xxxx	kWh	From Date 1	Read Date 1	100	150	40	220	80
6xxxxxxxxx	123xxxx	kWh	From Date 2	Read Date 2	180	150	50	200	75

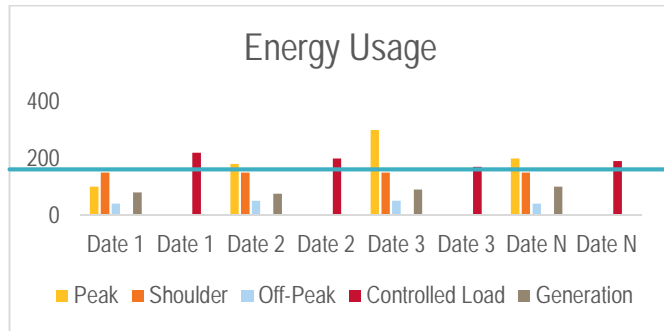
6xxxxxxxxx	123xxxx	kWh	From Date 3	Read Date 3	300	150	50	170	90
6xxxxxxxxx	123xxxx	kWh	From Date N	Read Date N	200	150	40	190	100

A.2A.3 Example: diagrammatic representation of energy usage

Note that this example does not include demand. This issue is addressed in the [Metering Data Provision Procedures Consultation Paper](#) circulated to stakeholders. [Example of diagrammatic representation of data that could be provided by a retailer for a connection point with peak, shoulder, off-peak and controlled load energy usage and gross metered generation.](#)



METERING DATA PROVISION PROCEDURES



APPENDIX B. INTERVAL METERING DATA SUMMARY FORMAT

B.1 File conditions

File conditions detail the requirements for the information that must be provided in accordance with clauses 4.3(d) and 4.3(e).

File component	Parameters
File Type	PDF, and/or CSV
Header Record	NMI, Meter Serial Number, UOM, Estimated?, Read Date, Peak, Shoulder, Off-Peak, Controlled Load, Generation, Demand, Demand-UOM
National Metering Identifier (NMI)	NMI for the connection point. Does not include check-digit or NMI suffix.
Meter Serial Number	Multiple meters indicated by their respective meter serial numbers. Energy values from each meter are to be collectively published by Read Date <u>when manually read interval metering data and monthly for remotely read interval metering data.</u>
Energy Flow Type	<u>Total usage, Peak, Shoulder, Off-Peak, Controlled Load, Generation energy flows, where applicable, to be provided by retailers, and Demand Demand/Capacity (if applicable for billing or if requested by a retail customer, or customer authorised representative, and is available). Total usage, Cotrolled Load (if applicable) and Generation(if applicable) to be provided by DNSPs. Time-of-use (Peak, Shoulder, Off-Peak) are as per the retail tariff definition</u>
Energy Value	kWh value identifies the consumption and kW or kVA value identifies demand for the associated Energy Flow Type. Summation is data between the "From Date" and "To Date" inclusive of intervals on both calendar days. Reporting period boundary is midnight EST. <u>UsageLoad</u> means that energy flows to the connection point from the grid. Generation means energy flows to the grid from the connection point.
UOM	kWh (energy <u>usage</u>), kW or kVA (demand).
From Date	The start date of the <u>meter reading reporting period for a manually read meter. Measured in EST</u>
To Date	<u>The end date of the meter reading period for a manually read meter Date meter(s)-read</u> <u>The end date of the reporting period. Measured in EST</u>
<u>Date (remotely read meters only)</u>	<u>Month in which energy usage or demand occurred.</u>
Date Format	DD/MM/YYYY
Data Quality	<u>Provide a statement indicating whether the metering data file contains estimated data and specify which reading period(s) contain estimated data. Metering data estimated? Y or N. Note this is the plain English use of the term estimate.</u> <u>Field value is Y if any of the elements on the associated row have been estimated</u>
File Order	File ordered by date. Ordered by oldest date at the top of the file and most recent date at the bottom of the file.

B.1B.2 Example: interval file

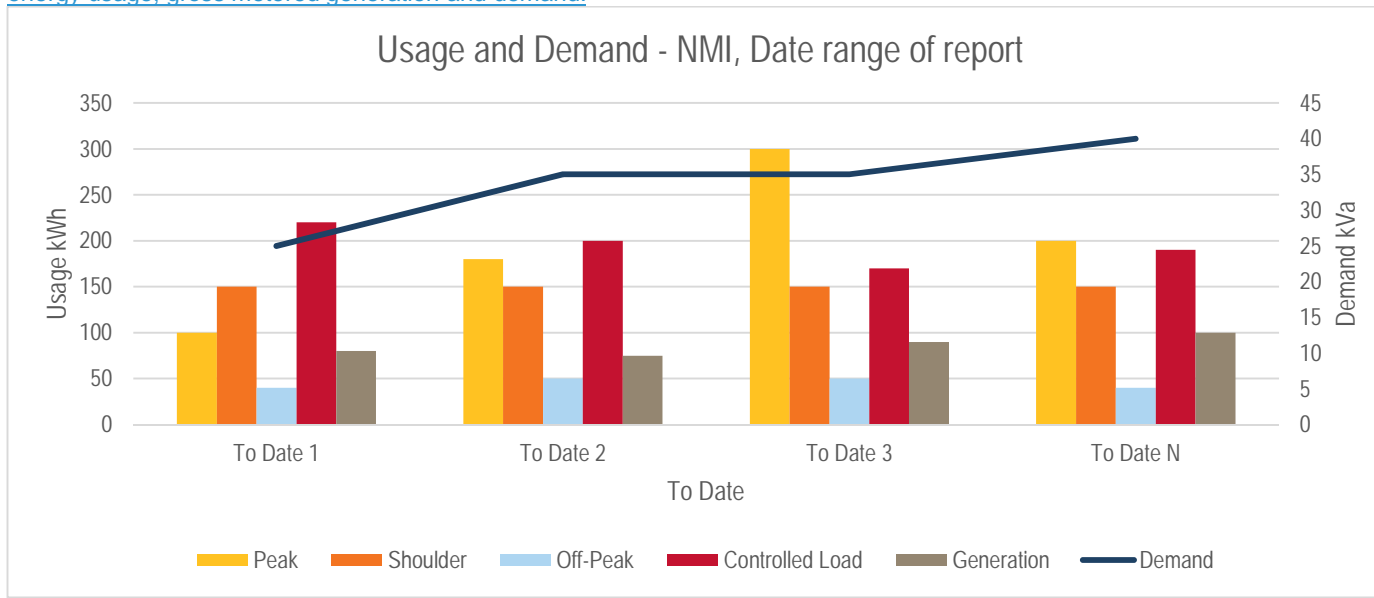
Example of data tabulation that could be provided by a retailer for a connection point with peak, shoulder, off-peak and controlled load energy usage, gross metered generation and demand.

METERING DATA PROVISION PROCEDURES

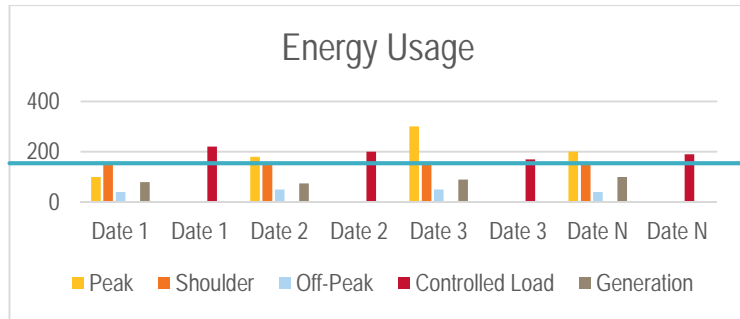
<u>NMI</u>	<u>Meter Serial Number</u>	<u>From Date</u>	<u>To Date</u>	<u>Peak</u>	<u>Shoulder</u>	<u>Off-Peak</u>	<u>Controlled Load</u>	<u>Generation</u>	<u>UOM</u>	<u>Demand</u>	<u>UOM</u>
6xxxxxxxxx	123xxxx	<u>From Date 1</u>	<u>To Date 1</u>	100	150	40	0	80	kWh	25	kVA
6xxxxxxxxx	456xxxx	<u>From Date 1</u>	<u>To Date 1</u>	0	0	0	220	0	kWh	0	kVA
6xxxxxxxxx	123xxxx	<u>From Date 2</u>	<u>To Date 2</u>	180	150	50	0	75	kWh	35	kVA
6xxxxxxxxx	456xxxx	<u>From Date 2</u>	<u>To Date 2</u>	0	0	0	200	0	kWh	0	kVA
6xxxxxxxxx	123xxxx	<u>From Date 3</u>	<u>To Date 3</u>	300	150	50	0	90	kWh	35	kVA
6xxxxxxxxx	456xxxx	<u>From Date 3</u>	<u>To Date 3</u>	0	0	0	170	0	kWh	0	kVA
6xxxxxxxxx	123xxxx	<u>From Date N</u>	<u>To Date N</u>	200	150	40	0	100	kWh	40	kVA
6xxxxxxxxx	456xxxx	<u>From Date N</u>	<u>To Date N</u>	0	0	0	190	0	kWh	0	kVA

B.2B.3 Example: diagrammatic representation of energy usage

Note that this example does not include demand. This issue is addressed in the Metering Data Provision Procedures Consultation Paper circulated to stakeholders. [Example of diagrammatic representation of data that could be provided by a retailer for a connection point with peak, shoulder, off-peak and controlled load energy usage, gross metered generation and demand.](#)



METERING DATA PROVISION PROCEDURES



Appendix C. INTERVAL METERING DATA DETAILED FORMAT

C.1 File conditions

File component	Parameters
File Type	CSV
Header Record (30-minute interval metering data)	NMI, Meter Serial Number, Read Date, UOM, Estimated?, Energy Flow Type, Consumption Date, 00:00-00:30, 00:30-01:00, 01:00-01:30, 01:30-02:00, 02:00-02:30, 02:30-03:00, 03:00-03:30, 03:30-04:00, 04:00-04:30, 04:30-05:00, 05:00-05:30, 05:30-06:00, 06:00-06:30, 06:30-07:00, 07:00-07:30, 07:30-08:00, 08:00-08:30, 08:30-09:00, 09:00-09:30, 09:30-10:00, 10:00-10:30, 10:30-11:00, 11:00-11:30, 11:30-12:00, 12:00-12:30, 12:30-13:00, 13:00-13:30, 13:30-14:00, 14:00-14:30, 14:30-15:00, 15:00-15:30, 15:30-16:00, 16:00-16:30, 16:30-17:00, 17:00-17:30, 17:30-18:00, 18:00-18:30, 18:30-19:00, 19:00-19:30, 19:30-20:00, 20:00-20:30, 20:30-21:00, 21:00-21:30, 21:30-22:00, 22:00-22:30, 22:30-23:00, 23:00-23:30, 23:30-00:00
Header Record (15-minute interval metering data)	NMI, Meter Serial Number, Read Date, UOM, Estimated?, Energy Flow Type, Consumption Date, 00:00-00:15, 00:15-00:30, 00:30-00:45, 00:45-01:00, 01:00-01:15, 01:15-01:30, 01:30-01:45, 01:45-02:00, 02:00-02:15, 02:15-02:30, 02:30-02:45, 02:45-03:00, 03:00-03:15, 03:15-03:30, 03:30-03:45, 03:45-04:00, 04:00-04:15, 04:15-04:30, 04:30-04:45, 04:45-05:00, 05:00-05:15, 05:15-05:30, 05:30-05:45, 05:45-06:00, 06:00-06:15, 06:15-06:30, 06:30-06:45, 06:45-07:00, 07:00-07:15, 07:15-07:30, 07:30-07:45, 07:45-08:00, 08:00-08:15, 08:15-08:30, 08:30-08:45, 08:45-09:00, 09:00-09:15, 09:15-09:30, 09:30-09:45, 09:45-10:00, 10:00-10:15, 10:15-10:30, 10:30-10:45, 10:45-11:00, 11:00-11:15, 11:15-11:30, 11:30-11:45, 11:45-12:00, 12:00-12:15, 12:15-12:30, 12:30-12:45, 12:45-13:00, 13:00-13:15, 13:15-13:30, 13:30-13:45, 13:45-14:00, 14:00-14:15, 14:15-14:30, 14:30-14:45, 14:45-15:00, 15:00-15:15, 15:15-15:30, 15:30-15:45, 15:45-16:00, 16:00-16:15, 16:15-16:30, 16:30-16:45, 16:45-17:00, 17:00-17:15, 17:15-17:30, 17:30-17:45, 17:45-18:00, 18:00-18:15, 18:15-18:30, 18:30-18:45, 18:45-19:00, 19:00-19:15, 19:15-19:30, 19:30-19:45, 19:45-20:00, 20:00-20:15, 20:15-20:30, 20:30-20:45, 20:45-21:00, 21:00-21:15, 21:15-21:30, 21:30-21:45, 21:45-22:00, 22:00-22:15, 22:15-22:30, 22:30-22:45, 22:45-23:00, 23:00-23:15, 23:15-23:30, 23:30-23:45, 23:45-00:00
National Metering Identifier (NMI)	NMI for the connection point. Does not include check-digit or NMI suffix.
Meter Serial Number	Multiple meters indicated by their respective meter serial numbers. Energy values from each meter are to be collectively published by Consumption Date
Energy Flow Type	Consumption, Controlled Load and Generation energy flows
Energy Value	kWh value identifies the consumption and kW or kVA value identifies demand for the associated Energy Flow Type Load means that energy flows to the connection point from the grid Generation means energy flows to the grid from the connection point
UOM	kWh
Date	Date energy flow occurred or to which estimation occurred. Measured in EST.
Date Format	DD/MM/YYYY

METERING DATA PROVISION PROCEDURES

File component	Parameters
Data Quality	Metering data estimated? Y or N. Note this is the plain English use of the term estimate Metering data estimated? Y or N. Note this is the plain English use of the term estimate. Field value is Y if any of the elements on the associated row have been estimated
File Order	File ordered by date. Ordered by oldest date at the top of the file and most recent date at the bottom of the file

C.2 Example: 30-minute interval file

NMI	Meter Serial Number	Read Date	UOM	Estimated?	Energy-Flow Type	Consumption Date	00:00 – 00:30	00:30 – 01:00	01:00 – 01:30	01:30 – 02:00	X	X	X		X	X	X	22:00 – 22:30	22:30 – 23:00	23:00 – 23:30	23:30 – 00:00	
6xxxxxxxx			kWh	N	Consumption	Date-1																
6xxxxxxxx			kWh	N	Controlled Load	Date-1																
6xxxxxxxx			kWh	N	Generation	Date-1																
6xxxxxxxx			kWh	N	Consumption	Date-2																
6xxxxxxxx			kWh	N	Controlled Load	Date-2																
6xxxxxxxx			kWh	N	Generation	Date-2																
6xxxxxxxx			kWh	N	Consumption	Date-3																
6xxxxxxxx			kWh	N	Controlled Load	Date-3																
6xxxxxxxx			kWh	N	Generation	Date-3																

C.3 Example: 15-minute interval file

NMI	Meter Serial Number	Read Date	UOM	Estimated?	Energy-Flow Type	Consumption Date	00:00 – 00:15	00:15 – 00:30	00:30 – 00:45	00:45 – 01:00	X	X	X		X	X	X	23:00 – 23:15	23:15 – 23:30	23:30 – 23:45	23:45 – 00:00	
6xxxxxxxx			kWh	N	Consumption	Date-1																
6xxxxxxxx			kWh	N	Controlled Load	Date-1																
6xxxxxxxx			kWh	N	Generation	Date-1																
6xxxxxxxx			kWh	N	Consumption	Date-2																
6xxxxxxxx			kWh	N	Controlled Load	Date-2																
6xxxxxxxx			kWh	N	Generation	Date-2																
6xxxxxxxx			kWh	N	Consumption	Date-3																
6xxxxxxxx			kWh	N	Controlled Load	Date-3																
6xxxxxxxx			kWh	N	Generation	Date-3																