

DWGM - Release Schedule and Technical Specification – November 2022

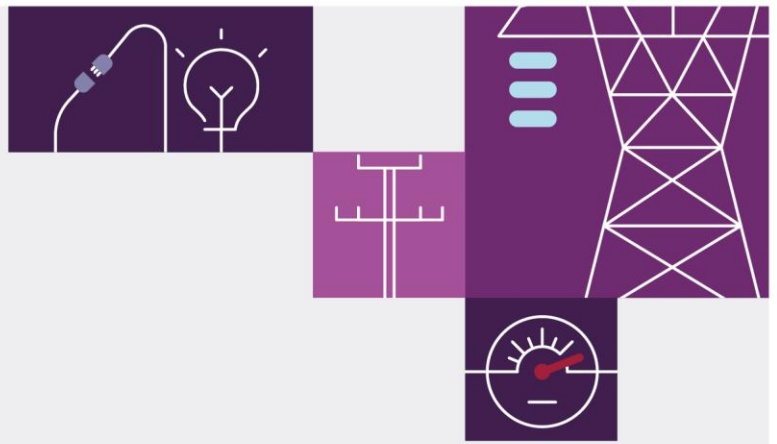
1.04 December 2022

Pre-production: 23 May 2022

Production: 6 December
2022

Release series: DWGM0722





Important notice

Purpose & audience

This document describes the technical changes required to participant's systems for the AEMO DWGM - Release Schedule and Technical Specification – November 2022 (Release). The Australian Energy Market Operator (AEMO) provides this information as a service targeting business analysts and IT staff in participant organisations. It provides guidance about the changes to their market systems under the National Gas Rules (Rules), as at the date of publication.

How to use this document

- If you have questions about the business aspects of these changes, please see Consultations on AEMO's website.
- The references listed throughout this document are primary resources and take precedence over this document.
- Unless otherwise stated, you can find resources mentioned in this guide on AEMO's website.
- **Text in this format** is a link to related information.
- **Text in this format**, indicates a reference to a document on AEMO's website.
- **Text in this format** is an action to perform in the Markets Portal.
- This document is written in plain language for easy reading. Where there is a discrepancy between the Rules and information or a term in this document, the Rules take precedence.
- Glossary Terms are capitalised and have the meanings listed against them in the Glossary.
- Rules Terms have the meaning listed against them in the [National Gas Rules \(Rules\)](#).

Privacy and legal notices

The material in this publication may be used in accordance with the [privacy and legal notices](#) on AEMO's website.

Trademark Notices

Microsoft, Windows and SQL Server are either registered trademarks or trademarks of Microsoft Corporation in the United States and/or other countries.

Oracle and Java are registered trademarks of Oracle and/or its affiliates.

UNIX is a registered trademark of The Open Group in the US and other countries.

© 2015 Google Inc, used with permission. Google and the Google logo are registered trademarks of Google Inc.

Distribution

Available to the public.

Document Identification

Prepared by: AEMO Technology

Last update: Friday, 2 December 2022 10:36 AM

Version History

1.04 Updates to reports chapter. See Changes in this version

Documents made obsolete

The release of this document changes only the version of DWGM - Release Schedule and Technical Specification – November 2022.

Support Hub

To contact AEMO's Support Hub use the [Contact Us](#) form on AEMO's website.

Contents

1.	Introduction	5
1.1	Audience.....	5
1.2	Objective	5
1.3	Status	5
1.4	Version numbers	5
1.5	Changes in this version.....	6
1.6	Rule and procedure changes	6
1.7	Release dates.....	6
1.8	Approval to change	6
1.9	Proposed timeline.....	7
1.10	Related documents	8
2	DWGM Project	9
2.1	Overview.....	9
2.2	User rights access	9
2.3	New DWGM process	10
2.4	Accessing DWGM	10
2.5	CC auction and bidding process.....	10
2.6	CC transfer process	13
3	Capacity Certificate Auction Interface	15
3.1	Accessing DWGM on the Markets Portal	15
3.2	Creating a bid.....	16
3.3	Uploading a CSV file.....	17
4	Capacity Certificate Auction Transfer	19
4.1	Initiate a new transfer	19
4.2	View pending received transfers	20
4.3	View transfer history.....	21
5	Reports.....	22
5.1	CC auction bid stack report	22
5.2	CC auction final bid confirmation report.....	23
5.3	CC auction system capability report	24
5.4	CC auction quantity report	24

5.5	CC auction bid rejection report.....	25
5.6	CC auction zone report	26
5.7	CC auction results private report.....	26
5.8	CC auction results public report	27
5.9	CC transfer public report	28
5.10	CC transfer private report.....	29
5.11	CC registry summary report	30
5.12	CC registry report	30
5.13	CC tie breaking event report.....	31
5.14	CC tie breaking rights report.....	32
5.15	Curtailment report.....	33
5.16	Settlements private uplift breakdown report	37
5.17	Prudential private uplift breakdown report.....	38
5.18	Settlements public uplift breakdown report.....	39
5.19	Prudential public uplift breakdown report	40
6	Participant Impact	42
7	Updates Related to AMDQ.....	43
8	Implementation	45
8.1	Transition.....	45
8.2	Implications.....	45
8.3	Risks.....	45
9	Terms	46
9.1	Rules Terms	46
9.2	Glossary	46
10	References	47
11	Index	48

1. Introduction

1.1 Audience

AEMO provides this information as a service targeting business analysts and IT staff in Registered Participant companies.

1. The primary audience is the business analysts and IT staff in the participant organisations.
2. The secondary audience is Participant Administrators providing rights to their Participant User to access AEMO's systems.

1.2 Objective

The DWGM Release Schedule and Technical Specification - Month Year (Release) describes the projects planned by AEMO from a participant perspective and includes the related changes to participants' IT systems.

1.3 Status

Version	Status
0.01	Initial draft
1.04	This technical specification is for participant review only. The design may change as the technical requirements are streamlined. Participants can provide feedback to SupportHub@aemo.com.au Participants can commence their system builds but design changes may occur according to participant feedback sent to SupportHub@aemo.com.au

1.4 Version numbers

Incremental version numbers such as 1.01, 2.01 and so on mean there is a minor change to the technical specification.

AEMO releases new versions of this document as the technical requirements are streamlined.

Major version numbers such as 1.00, 2.00 means there are substantial changes to the technical specification. Participants must carefully review these changes, detailed on page 6.

1.5 Changes in this version

This version includes the following changes:

- Updates Reports chapter:
 - Adds STEP_ID field as a primary key to the CC auction final bid confirmation report.
 - Adds details of the CC transfer private report.
 - Adds details of the CC tie breaking report.
 - Adds information about curtailment report, market participant specific uplift breakdown report, public uplift breakdown report.
- Adds new chapter listing changes related to AMDQ.

1.6 Rule and procedure changes

Type	Details
Rule	https://www.aemc.gov.au/sites/default/files/documents/national_gas_amendment_dwgm_simpler_w_holesale_price_rule_2020_no._2_for_publication.pdf
DWGM Procedures	https://www.aemo.com.au/energy-systems/gas/declared-wholesale-gas-market-dwgm/procedures-policies-and-guides

1.7 Release dates

Scheduled for implementation in:

- Pre-production: 23 May 2022
- Production: 6 December 2022

1.8 Approval to change

There is no approval or agreement to change required from participant change controllers for this Release.

1.9 Proposed timeline

The dates for the Gas Wholesale Consultative Forum (GWCF) are tentative. We will provide an invitation one week prior to the meeting. Contact the [Support Hub](#) to register your interest to attend MSUG meetings.

Milestone	Date	Description
Revised Technical Specification	May 2022	<p>AEMO releases new versions of this document as the technical requirements are streamlined. During the project this document is the source of truth.</p> <p>From the pre-production release, the technical specification is no longer updated, the guides and related documents become the source of truth, see Related documents on page 8.</p> <p>Release schedules and technical specifications</p>
Related Documents release	PreProd date	Release of guides and resources mentioned in Related documents on page 5
Pre-production refresh	TBA - 1 March 2022	Refresh of the pre-production system with data refreshed from the production system. An outage of up to five days can occur to the pre-production environment during this period. Participant access is not restricted, however, AEMO do not guarantee the pre-production data content or system availability. During the refresh, access to other AEMO systems such as AWEFS, EMMS, OPDMS, and STTM may be intermittently affected
Pre-production implementation	TBA – prior to 23 May 2022	<p>AEMO implements components of the Release to pre-production for participant testing</p> <p>AEMO has full access to the system during this period</p> <p>Participant access is not restricted; however, the data content or system availability is not guaranteed</p>
Pre-production available	23 May 2022	Testing period begins for participants
Market trial testing	30 May 2022 - 24 June 2022	Participant testing in the pre-production environment
Publish transitional auction notice	1 July 2022	First trial run of the auction for the market participants.
First transition auction	TBA - 1 September 2022	
Second transition auction	TBA - 1 October 2022	Second trial run of the auction for market participants.
First scheduled auction	TBA - 1 November 2022	First actual scheduled auction for the participants.
Rule effective date	01 January 2023	Date the new rule is effective.

Milestone	Date	Description
GWCF meeting	16 June 2022	Market systems user group meeting to review the implementation of this pre-production release.
Production implementation	6 December 2022	AEMO implements the release to production
Production systems available	6 December 2022	Production systems available to participants

1.10 Related documents

These documents are updated according to this technical specification from the pre-production release date.

- [DWGM Markets Portal Help](#): Provides information on how to submit bids for the DWGM during the auction period or transfer quantity using the Markets Portal.

2 DWGM Project

The Victorian Distributed Wholesale Gas Market (DWGM) is a facilitated wholesale gas market that operates intraday basis and uses participant injection and withdrawal bids to manage supply, demand, and line pack on the declared transmission system (DTS) in Victoria. It is compulsory for Market Participants (MPs) wanting to inject gas to or withdraw gas from the DTS to trade through the DWGM.

2.1 Overview

The DWGM enhancements aims to promote the transparent and effective trade of gas within Victoria as the state transitions to a renewable, sustainable energy system which can include distribution connected facilities.

This DWGM enhancements project replaces the currently obsolete Wholesale Market AMDQ Procedures with the removal of the AMDQ regime effective 1 January 2023. It also introduces a new entry and exit capacity certificate regime.

The new regime introduces:

- Entry capacity certificates that provide injection tie-breaking benefits – AEMO is creating a new interface in the Markets Portal for Market Participants to participate and trade in the capacity certificates auctions, conducted bi-yearly for 3 years (36-month period) ahead of consumption time.
- Exit capacity certificates that provide withdrawal tie-breaking benefits - Reporting interface/ platform for DWGM Capacity Certificates Auction reports for all Market participants and related reporting bodies.
- AEMO operates the capacity certificates auction to allocate capacity certificates.

Capacity certificates are for entry or exit within a zone and AEMO determines the capacity certificates zones and publishes these in a register. AEMO also conducts system capability modelling at least annually to inform its determination of the types and amounts of capacity certificates available at each auction.

2.2 User rights access

The user rights access used to access the DWGM interfaces is:

- DWGM_CC_AUCTION_BIDDING – DWGM Capacity Certificate Auction Bidding.

Participant Administrators (PAs) authorise Participant User access in MSATS. The initial PA is set up by the AEMO system administrator as part of the registration process.

Your company's participant administrator (PA) grants you permission to use the DWGM interface.

For details about participant administration and user rights access, see [User Rights Management](#).

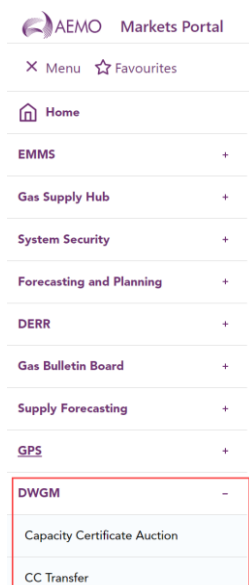
2.3 New DWGM process

At a high-level, the new DWGM process consists of the following process:

- CC auction and bidding process
- CC transfer process

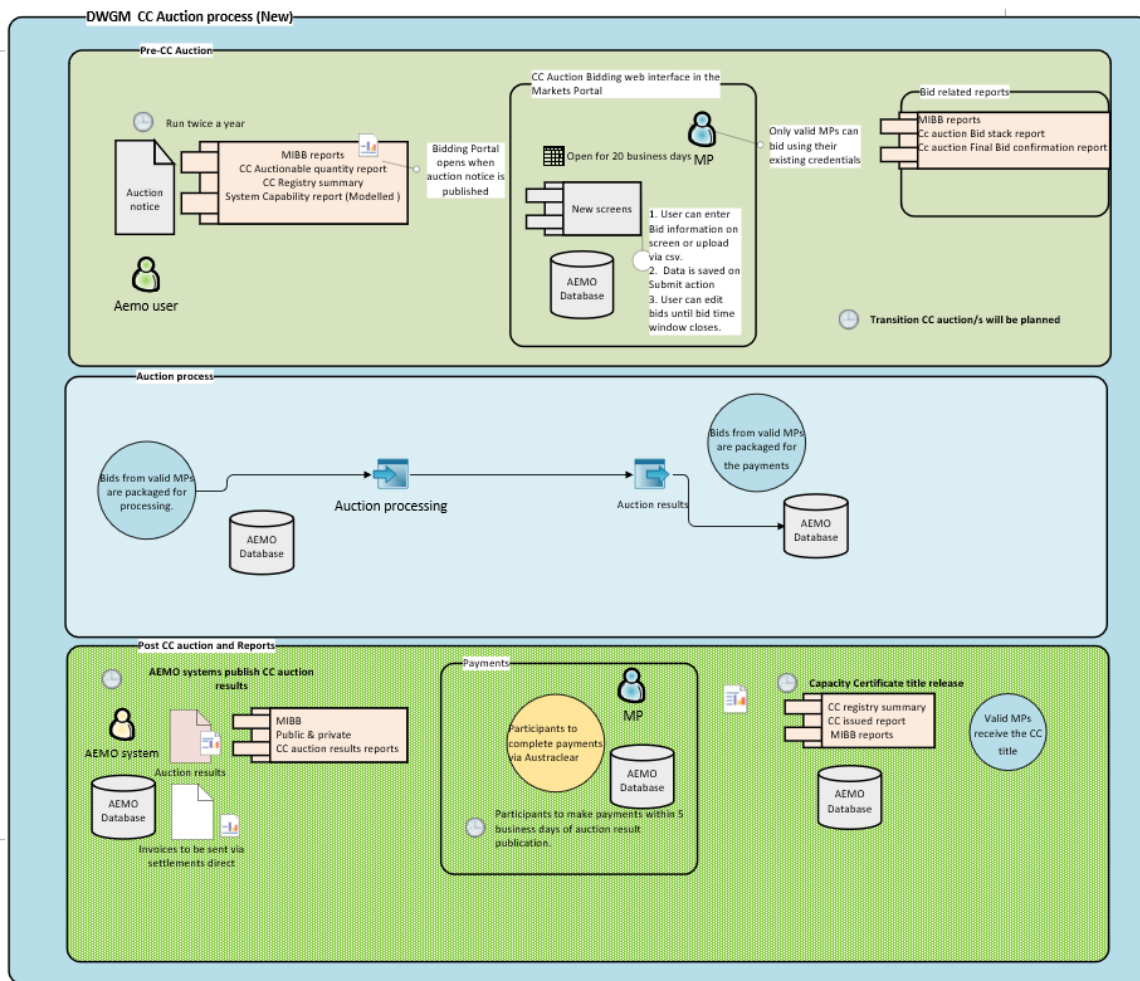
2.4 Accessing DWGM

In the Markets Portal, there is a new menu item for DWGM with two submenus – Capacity Certificate Auction and Capacity Certificate Transfer.



2.5 CC auction and bidding process

The following image displays the high-level process for the CC auction and bidding process.



The new auction process details are described in the following sections.

2.5.1 CC auction: pre-auction process

AEMO sends out an auction notice with an auction date and the auction window. The auction notice is sent out at least 20 business days prior to the auction date. With the auction notice, the supporting reports are also published to the also made available to the Market Participants as MIBB reports. on the Markets Portal, namely, the System Capacity report, Auction quantity report, and the CC registry report. The auction window is a period of 21 business days from the start of the auction date. During tThe auction bidding window is available once the auction notice is available, the participants can submit their bids.

The CC Auction notice is sent to the registered Market Participants twice a year.

2.5.2 CC auction: bidding process

Once the auction notice is sent to the participants, the CC Auction: Bidding interface is available to the participants on the Markets Portal-

The Market Participant's status as a valid participant is checked at every stage during the auction window. If at any stage, the status changes to Invalid, the bids are rejected, and the participant may not be able to continue participating in the CC auction.

The Market Participant logs into the Markets Portal with their existing credentials to access the Capacity Certificate Auction interface under the DWGM menu item.

In the CC auction interface, the Market Participant enters the value for Zone, range of months (36-month period), quantity and price for the bids, and submit the bids.

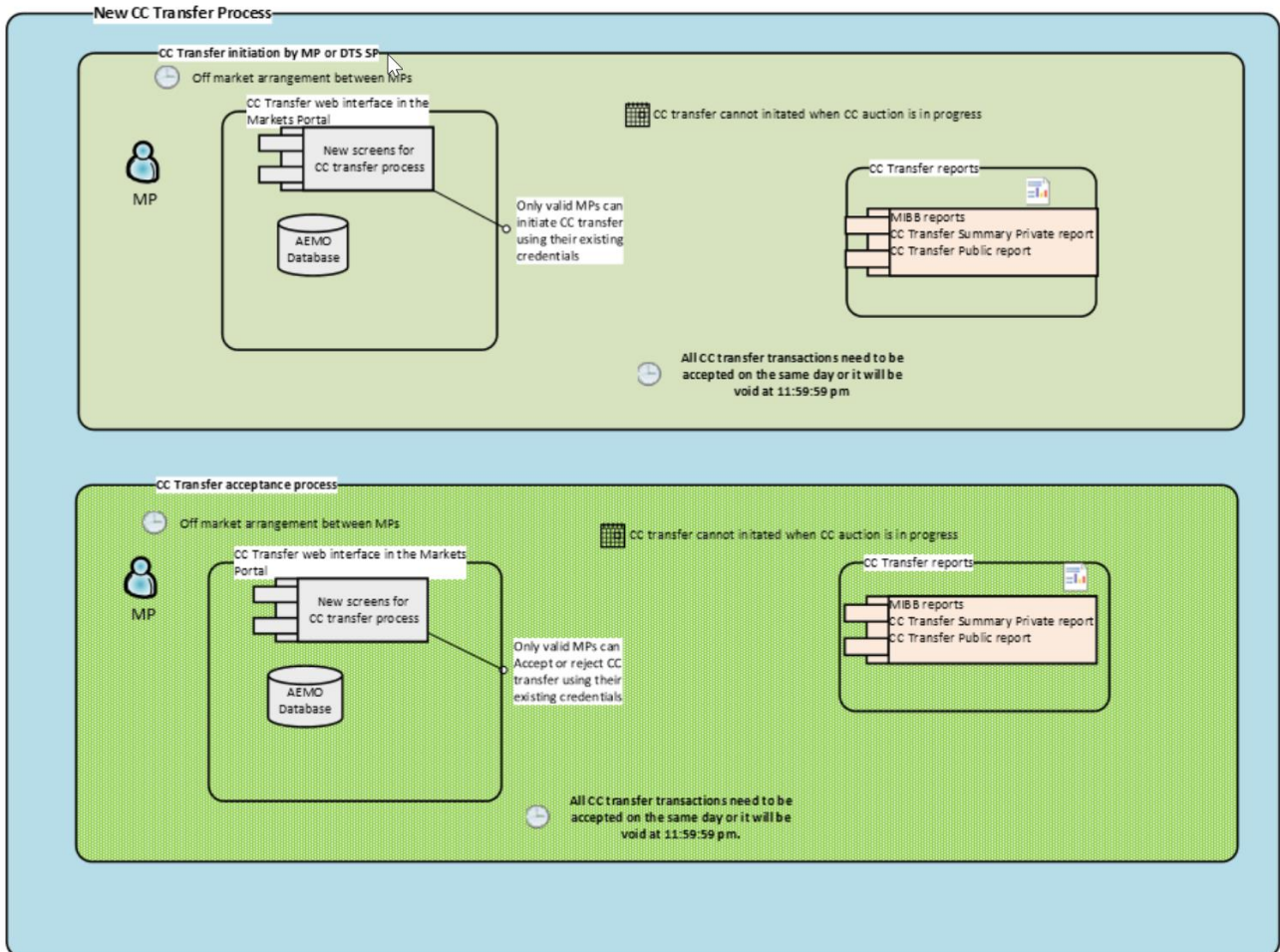
For more information on the bidding interface, see Capacity Certificate Auction Interface with screenshots and process details.

2.5.3 CC auction: post-auction process

Once the auction process is complete and the payments are made, the auction quantities are registered to the Market Participant and the reports are published as MIBB reports. For more information on the new reports, see the Reports chapter.

2.6 CC transfer process

The following image displays the high-level process for the CC transfer process.



At any point of time, the market participant can access the functionality on either the CC Auction Bidding or the Transfer interfaces, meaning the transfer interface is available only after the auction bidding interface is closed.

Once the auction process is completed and published, the CC transfer interface is available to participants who want to transfer some or all their quantities to another participant for defined periods (currently, by a month at a time) for the certificate.

Using the CC transfer web interface, the Market Participant can choose to transfer some of their daily quantity for the month to another Market Participant, provided the receiving participant is ready to accept the quantity. The receiving participant is notified about the transfer through either a report or email.

Once the Market Participant has submitted a request to transfer their quantity, it cannot be allocated in another transfer concurrently.

The Market Participant accepting the transfer must do so within the same day. If they do not do so, the transfer process is considered null and void.

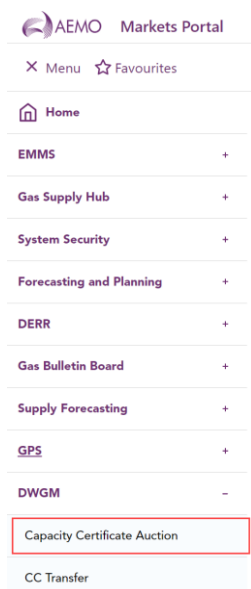
3 Capacity Certificate Auction Interface

This chapter provides details on the new Capacity Certificate Auction interface on the Markets Portal.

The CC Auction bidding interface allows Market participants to participant and trade in CC auctions conducted twice a year for 3 years ahead of consumption time.

3.1 Accessing DWGM on the Markets Portal

In the Markets Portal menu, click **DWGM > Capacity Certificate Auction**.



When you first open the CC auction page, it displays the following screen:

There are no current auctions

The above message is displayed in between CC auction.

When a CC auction is in progress, but the Market Participants have not submitted any bid profiles, the following message is displayed:



If there are bids already submitted by the Market Participant, the following page displays:

Auction ID: 4 Bids open until 27 Apr 2022 17:00:00 AEST Cancel bids Edit bids

Submitted bids

The bids were submitted on 09 Oct 2021 12:01:02 AEST

Product	Zone	From month	To month	Cumulative quantity	Price	Step value
1 A		May-2023	Aug-2023	567 GJ	\$2	\$1,701
				Total value		\$1,701
2 A		Nov-2021	Nov-2021	234 GJ	\$2	\$468
				Total value		\$468
3 A		Feb-2022	Mar-2023	763 GJ	\$7	\$5,341
				987 GJ	\$8.3169	\$1,862,986
				Total value		\$7,203,986

3.2 Creating a bid

In the Markets Portal, click **DWGM > Capacity Certificate Auction > New bid** to create a new bid.

Auction ID: 3 Bids open until 29 Jan 2022 17:00:00 AEST Download CSV Upload CSV

1 A

Select zone:

The Zone field is required

Link zone to this bid

From month: To month:

Linked months:

The From month field is required
The To month field is required

Cumulative quantity (GJ): Price in \$ per GJ:

Add a bid step

The Quantity field is required
The Quantity field must be an integer
The Quantity field must be 1 or more
The Quantity field must be 1000000 or less
The Price field is required
The Price field must be numeric and may contain 4 decimal points
The Price field must be 0.0001 or more
The Price field must be 100 or less

Add new bid

Your bid summary

Please confirm your bids.

0 GJ @ \$0 \$0
Bid value: \$0
Total value: \$0

Submit bids

To begin with, all mandatory fields are highlighted with validation messages. The validation messages disappear as you enter the values for each field.

You can link months and zones. After you have entered all the details and clicked on Submit bids, you can view the bid profile on the screen.

Optionally, you can also upload a CSV file with the details. If after the upload, any field fails validation, the validation messages display indicating the fields to be edited.

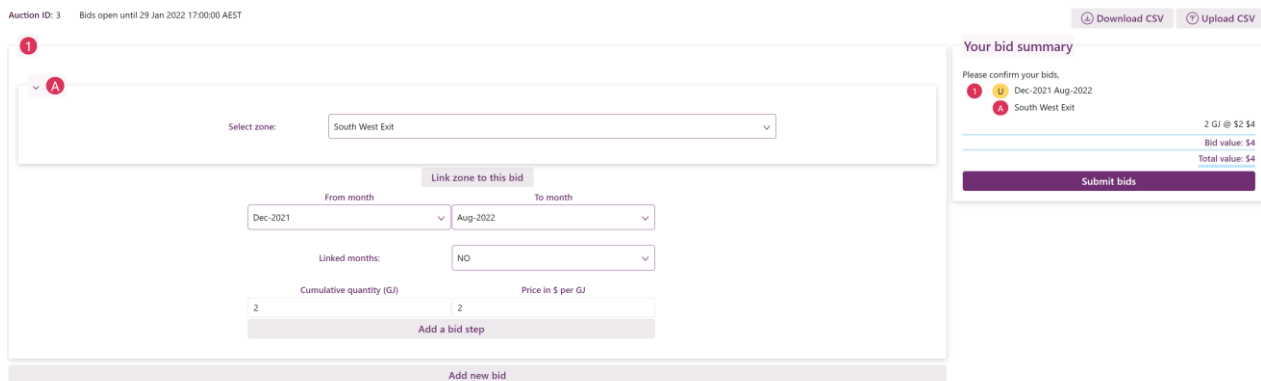
AEMO has noticed the following with the CC auction bidding screen. These are currently low priority and might be fixed later.

- Uploading CSV files: AEMO recommends you ensure the CSV file follow the standards. Currently, the error messages only provide information about how many fields it expects during CSV validation but not the name of the missing fields.

- Bulk bids: There is a delay in the CC auction screen response if you upload a file with bulk bids (~37), add new bids manually, and submit bulk bids.

AEMO provides the Upload CSV function as an option only. Uploading a CSV file is not the primary submission method.

You can also download the CSV file once you have entered your values for reference or use it in the future to upload the details directly.



With the release of the new Capacity Certificate Auction in the Markets Portal for preproduction, participants can submit auction bids only using the Markets Portal web interface or upload a CSV file via the web interface. Any previous automation to submit bids using the Participant file share (FTP) will be discontinued.

You can also add bid steps and more bids. As you make updates to your bids, the bid summary section updates the bid value and total value. You can review your bids here before submitting your bids.

3.2.1 Linked products

You can link products to a bid profile using the **Link zone to this bid** and **Link months** options. These options allow you to add the same bid values across a range of months. The summary section of the web interface displays linked products as you update your bids.

The system does not accept the combination of same zone and range of months more than once while linking the products ensuring no two linked products are the same.

3.3 Uploading a CSV file

As an alternative to using the web interface to create bids, you can also upload a CSV file. You can also download and save a CSV file after you have entered your bids and use it to upload for future bids.

To upload bids:

1. Click the **Upload CSV** button.
2. A warning message displays indicating any information already entered on the screen is replaced by the CSV file data. Click **Yes**.
3. A new pop-up window displays requesting you to upload two CSV files – a product file and price steps file. Click the **Select file** buttons to upload the product and price step files respectively.

Sample data in a bid products csv file:

1	Bid ID,Zone,Linked,From Month,To Month
2	1,South West Entry,Yes,May-2022,Jul-2022
3	1,South West Exit,Yes,May-2022,Jul-2022
4	2,Northern Entry,Yes,Aug-2022,Oct-2022
5	2,Northern Exit,Yes,Aug-2022,Oct-2022

Sample data in a bid price steps csv file:

1	Bid ID,Cumulative Quantity,Step Price
2	1,100000,0.0004
3	1,200000,0.0002
4	1,300000,0.0001
5	2,100000,0.0004
6	2,200000,0.0003

4. Click **Next**.
If your CSV file has all the necessary information without any structural issues, a new pop-up window displays showing the mapping between CSV file data and the fields on the web interface. Click **Upload**.
5. Alternatively, if your CSV file has the correct structure but missing information, you can still upload the file. The web interface displays validation messages for any missing fields. You can update this information from the interface directly.
6. Review the details on the web interface to ensure all information from the csv file are now in displayed on the screen.
7. Click **Submit bids**.

4 Capacity Certificate Auction Transfer

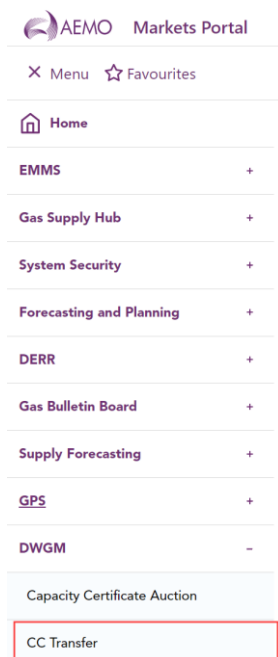
A market participant can transfer CC auction quantity to another market participant who has an existing off-market arrangement to receive the CC auction transfer.

At any point of time, the participant can access the functionality on either the CC Auction Bidding or the Transfer interfaces, meaning the transfer interface is available only after the auction bidding interface is closed.

You can use the CC transfer web interface to initial a new transfer, view transfer history and any pending received transfers. You can also accept or reject the received transfer.

4.1 Initiate a new transfer

In the Markets Portal, click **DWGM > CC transfer**.



Click the **New transfer** button to initiate a new transfer.

New transfer

Transfer Cancel

Sender: Recipient: Acquired: Load details

ⓘ The Recipient field is required ⓘ The Acquired field is required

Global Search:

Zone id	Zone name	Start period	End period	Quantity (GJ) as per CC holding	Quantity (GJ) pending transfer acceptance	Quantity (GJ) to be transferred
	<input type="text" value="Search by zon..."/>	<input type="text" value="Search by star..."/>	<input type="text" value="Search by end..."/>			

Select the **recipient market participant** from the dropdown list. Select the **acquire type** from the dropdown menu. The options are DTSSP and AUCTION. This displays a list of all bids for the zone. For a transfer initiated by the market participant or a DTSSP, the **sender** is locked to the value used as set participant on the Markets Portal.

- DTSSP14: Able to transfer existing listed DTS SP quantities to a market participant.
- AUCTION: For AUCTION acquire type, the participant can transfer month by month.

Enter the quantity to be transferred and click the **Transfer** button.

You can use the **Search** table to filter for specific zone name, the start and end period.

4.2 View pending received transfers

In the Markets Portal, view **CC transfer > Pending received transfer** table.

This table displays all incoming requests that are pending for the participant to either approve or reject.

New transfer

Pending received transfers

Transfer id	Details	Acquired	Action
15	<input type="text"/> has initiated a transfer process to <input type="text"/> on 21 Mar 2022	DTSSP	<input type="button" value="View"/>

Click **View** to see the details of the transfer.

Received transfer

ⓘ Participant initiated a CC transfer process for the following products on 21 Mar 2022. Click the Accept or Reject button to complete the process.

Accept Reject Cancel

Zone id	Zone name	Start period	End period	Quantity (GJs) to be accepted
2	South West Exit	07 May 2022	31 Mar 2023	5

ⓘ note: this transfer transaction is valid only until 23:59:59 21 Mar 2022

The recipient participant can accept or reject the transfer process before the 23:59:59 of the same day. If the participant does not accept or reject by that time, the transfer process becomes void.

4.3 View transfer history

In the Markets Portal, view **CC transfer > Transfer history** table.

This table displays all incoming and outgoing transfers that have status of **confirmed**, **rejected**, or **expired**.

Transfer Id	Type	Details	Acquired	Status	Action
13	Incoming	[redacted] has initiated a transfer process to [redacted] on 21 Mar 2022	DTSSP	confirmed	View
14	Incoming	[redacted] has initiated a transfer process to [redacted] on 21 Mar 2022	DTSSP	confirmed	View

Click the **View** button to view the details of the transfer history.

History transfer

🕒 Transfer history of the following CC products on 21 Mar 2022 from [redacted] to [redacted] for aquired type 'DTSSP'.

[Back to overview](#)

Zone id	Zone name	Start period	End period	Quantity (GJs) to be accepted
2	South West Exit	07 May 2022	31 Mar 2023	4

🕒 This transfer was confirmed

5 Reports

The following reports are not complete at this stage. AEMO is identifying the details for some of the reports. This information will be available in the future versions of the document.

This chapter provides a list of the new or updated reports as a part of the enhancements project.

- Supporting reports with auction notice: Along with the auction notice to the Market Participants, AEMO also publishes supporting reports, namely, the System Capacity report, Auction quantity report, and the CC registry summary report.
- For detailed information on the reports, see [User Guide to MIBB Reports](#).

5.1 CC auction bid stack report

The CC Auction bid stack report includes the entire bid stack information without participant data.

- Trigger: Event triggered
- Frequency: Approval of CC Auction
- Audience: Public
- Output filename: int339_v[n]_ccauction_bid_stack_[p]~yyyymmddhhmmss.csv

Name	Data Type	No Nulls	Primary Key	CQ	Comments
auction_id	INT	True	False	N	Identifier number of the CC auction
auction_date	VARCHAR(12)	False	False	N	Auction run date. dd mmm yyyy.
bid_id	INT	True	True	N	Bid identifier.
zone_id	INT	True	True	N	Identifier number of CC zone.
zone_name	NVARCHAR(50)	True	False	N	Name of CC zone.
start_period	NVARCHAR(50)	True	False	N	Starting CC product period representing date range period for the capacity.
end_period	NVARCHAR(50)	True	False	N	Ending CC product period representing date range period for the capacity.
step_id	INT	True	True	N	Bid step number.

Name	Data Type	No Nulls	Primary Key	CQ	Comments
bid_price	NUMERIC(15,4)	True	False	N	CC auction bid step price
bid_quantity_gj	NUMERIC(18,9)	True	False	N	CC auction bid step quantity
current_date	VARCHAR(21)	True	False	N	Report generation date. dd mmm yyyy hh:mm:ss

5.2 CC auction final bid confirmation report

- Trigger: Event triggered
- Frequency: Approval of the CC auction
- Audience: Market Participant (private)
- Output filename:
int340_v[n]_ccauction_bid_final_confirmation_[p]~yyyymmddhhmmss.csv

Name	Data Type	No Nulls	Primary Key	CQ	Comments
bidding_start_date	VARCHAR(12)	True	False	N	CC auction bidding window start date. Dd mmm yyyy.
bidding_end_date	VARCHAR(12)	True	False	N	CC auction bidding window end date. Dd mmm yyyy.
submission_id	INT	True	False	N	Bid submission identifier id.
submission_time	VARCHAR(21)	True	False	N	Submitted time for the bid entry. Dd mmm yyyy hh:mm:ss
bid_id	INT	True	True	N	Bid identifier.
zone_id	INT	True	True	N	Identifier number of CC zone.
zone_name	NVARCHAR(50)	True	False	N	Name of CC zone.
start_period	NVARCHAR(50)	True	False	N	Starting CC product period representing date range period for the capacity.
end_period	NVARCHAR(50)	True	False	N	Ending CC product period representing date range period for the capacity.
step_id	INT	True	True	N	Bid step number.
step_quantity_gj	NUMERIC(18,9)	True	False	N	CC auction bid step quantity

Name	Data Type	No Nulls	Primary Key	CQ	Comments
price	NUMERIC(15,4)	True	False	N	CC auction bid step price
current_date	VARCHAR(21)	True	False	N	Report generation date. dd mmm yyyy hh:mm:ss

5.3 CC auction system capability report

- Trigger: Event triggered
- Frequency: Upload of modelling data
- Audience: Public
- Output filename: int342_v4_ccauction_sys_capability_1~ yyyymmddhhmmss.csv

Name	Data Type	No Nulls	Primary Key	CQ	Comments
zone_id	INT	True	True	N	Identifier number of CC zone.
zone_name	NVARCHAR(50)	True	False	N	Name of CC zone.
zone_type	NVARCHAR(20)	True	False	N	Type of CC zone. Entry/Exit
capacity_period	NVARCHAR(50)	True	True	N	CC product period representing date range period for the capacity.
zone_capacity_gj	NUMERIC(18,9)	False	False	N	Zone capacity as per current model in GJ.
current_date	VARCHAR(21)	True	False	N	Report generation date. dd mmm yyyy hh:mm:ss

5.4 CC auction quantity report

The CC auction quantity report provides the CC capacities available for auction for the by zone and period after the announcement that the CC auction is open.

- Trigger: Event triggered
- Frequency: When CC Auction is open
- Audience: Public

- Output filename: int343_v[n]_ccauction_auction_qty_1~ yyyymmddhhmmss.csv

Name	Data Type	No Nulls	Primary Key	CQ	Comments
auction_id	INT	True	False	N	Identifier number of the CC auction
zone_id	INT	True	True	N	Identifier number of CC zone.
zone_name	NVARCHAR(50)	True	False	N	Name of CC zone.
zone_type	NVARCHAR(20)	True	False	N	Type of CC zone. Entry/Exit
capacity_period	NVARCHAR(50)	True	True	N	Date ranged period the CC product applies to.
auction_date	VARCHAR(21)	False	False	N	Auction run date. dd mmm yyyy.
available_capacity_gj	NUMERIC(18,9)	False	False	N	Available capacity to bid on for opened auction in GJ.
current_date	VARCHAR(21)	True	False	N	Report generation date. dd mmm yyyy hh:mm:ss

5.5 CC auction bid rejection report

The CC auction bid rejection report provides participants with a listing of previously accepted bids that were rejected at the point of determining the auction outcome.

- Trigger: Event triggered
- Frequency: Approval of CC auction
- Audience: Market participant
- Output filename: int344_v[n]_ccauction_bid_rejection_[p]~ yyyymmddhhmmss.csv

Name	Data Type	No Nulls	Primary Key	CQ	Comments
auction_id	INT	True	False	N	Identifier number of the CC auction
bid_id	NVARCHAR(50)	False	True	N	Bid identifier.
start_period	NVARCHAR(50)	True	False	N	Starting CC product period representing date range period for the bid.

Name	Data Type	No Nulls	Primary Key	CQ	Comments
end_period	NVARCHAR(50)	True	False	N	Ending CC product period representing date range period for the bid.
submission_time	VARCHAR(21)	False	False	N	Submitted time for the bid entry. Dd mmm yyyy hh:mm:ss
rejection_reason	VARCHAR(255)	True	True	N	Reason the bid was rejected from the Auction at run time.
current_date	VARCHAR(21)	True	False	N	Report generation date. dd mmm yyyy hh:mm:ss

5.6 CC auction zone report

The CC auction zone report provides a listing of the CC zones.

- Trigger: Event triggered
- Frequency: Upload or changes to zone data
- Audience: Public
- Output filename: int345_v[n]_ccauction_zone_1~ yyyymmddhhmmss.csv

Name	Data Type	No Nulls	Primary Key	CQ	Comments
zone_id	INT	True	True	N	Identifier number of CC zone.
zone_name	NVARCHAR(50)	True	False	N	Name of CC zone.
zone_type	NVARCHAR(20)	True	False	N	Type of CC zone. Entry/Exit
from_date	VARCHAR(12)	True	False	N	Effective from date of the zone.
to_date	VARCHAR(12)	False	False	N	Effective end date of the zone.
current_date	VARCHAR(21)	True	False	N	Report generation date. dd mmm yyyy hh:mm:ss

5.7 CC auction results private report

- Trigger: Event triggered
- Frequency: Approval of CC auction results for a CC auction ID.
- Audience: Market Participant

- Output filename: int349_v[n]_ccauction_qty_won_[p]~yyyymmddhhmmss.csv

Name	Data Type	No Nulls	Primary Key	CQ	Comments
auction_id	INT	True	False	N	Identifier number of the CC auction
auction_date	VARCHAR(12)	True	False	N	Auction run date. dd mmm yyyy.
company_id	INT	True	False	N	
zone_id	INT	True	True	N	Identifier number of CC zone.
zone_name	NVARCHAR(50)	True	False	N	Name of CC zone.
zone_type	NVARCHAR(20)	True	False	N	Type of CC zone. Entry/Exit.
start_date	VARCHAR(12)	True	False	N	Starting CC product period start date. Dd mmm yyyy
end_date	VARCHAR(12)	True	False	N	Ending CC product end date. Dd mmm yyyy
cc_period	NVARCHAR(50)	True	True	N	CC product period name representing date range period for the capacity.
bid_id	INT	True	True	N	Bid identifier
clearing_price	NUMERIC(15,4)	False	False	N	Price in which bid cleared.
quantities_won_gj	NUMERIC(18,9)	False	False	N	Quantity won in GJ
current_date	VARCHAR(21)	True	False	N	Report generation date. dd mmm yyyy hh:mm:ss

5.8 CC auction results public report

- Trigger: Event triggered
- Frequency: Approval of CC auction.
- Audience: Public
- Output filename: int353_v[n]_ccauction_qty_won_all_1~yyyymmddhhmmss.csv

Name	Data Type	No Nulls	Primary Key	CQ	Comments
auction_id	INT	True	False		Identifier number of the CC auction
auction_date	VARCHAR(12)	True	False		Auction run date. dd mmm yyyy.
zone_id	INT	True	True		Identifier number of CC zone.
zone_name	NVARCHAR(50)	True	False		Name of CC zone.
zone_type	NVARCHAR(20)	True	False		Type of CC zone. Entry/Exit.
start_date	VARCHAR(12)	True	False		Starting CC product period start date. Dd mmm yyyy.
end_date	VARCHAR(12)	True	False		Ending CC product period end date. Dd mmm yyyy.
cc_period	NVARCHAR(50)	True	True		CC product period name representing date range period for the capacity.
clearing_price	NUMERIC(15,4)	False	False		Price in which bid cleared.
quantities_won_gj	NUMERIC(18,9)	False	False		Quantity won in GJ
unallocated_qty	NUMERIC(18,9)	False	False		Quantity not won in GJ
current_date	VARCHAR(21)	True	False	N	Report generation date. dd mmm yyyy hh:mm:ss

5.9 CC transfer public report

- Trigger: Time triggered
- Frequency: Every day at 00:01 AM if there is data
- Audience: Public
- Output filename: int348_v[n]_cctransfers_1~yyyymmddhhmmss.csv

Name	Data Type	No Nulls	Primary Key	CQ	Comments
transfer_id	INT	True	True	N	Identifier number of the CC transfer.
zone_id	INT	True	True	N	Identifier number of CC zone.

Name	Data Type	No Nulls	Primary Key	CQ	Comments
zone_name	NVARCHAR(50)	True	False	N	Name of CC zone.
start_date	VARCHAR(12)	True	True	N	Starting CC product period start date. Dd mmm yyyy.
end_date	VARCHAR(12)	False	False	N	Ending CC product period end date. Dd mmm yyyy.
transferred_qty_gj	NUMERIC(18,9)	False	False	N	CC amount in GJ transferred in the denoted transfer id.
current_date	VARCHAR(21)	True	False	N	Report generation date. dd mmm yyyy hh:mm:ss

5.10 CC transfer private report

- Trigger: Event triggered, only published if there are transfer transactions.
- Frequency: Every day at 00:01 AM if there is data
- Audience: Private
- Output filename: int350_v[n]_cctransfer_log_[p]~yyyymmddhhmmss.csv

Name	Data Type	No Nulls	Primary Key	CQ	Comments
transfer_id	INT	True	True	N	Identifier number of the CC transfer.
zone_id	INT	True	True	N	Identifier number of CC zone.
zone_name	NVARCHAR(50)	True	False	N	Name of CC zone.
from_company_id	INT	True	False	N	Original holder of the capacity certificates transferred.
to_company_id	INT	True	False	N	Recipient of the capacity certificates transferred.
start_date	VARCHAR(12)	True	True	N	Starting CC product period start date. Dd mmm yyyy.
end_date	VARCHAR(12)	False	False	N	Ending CC product period end date. Dd mmm yyyy.
transferred_qty_gj	NUMERIC(18,9)	False	False	N	CC amount in GJ transferred in the denoted transfer id.
current_date	VARCHAR(21)	True	False	N	Report generation date. dd mmm yyyy hh:mm:ss

5.11 CC registry summary report

- Trigger: Time Triggered
- Frequency: Daily 00:00
- Audience: Public
- Output filename: int351_v[n]_ccregistry_summary_1~yyyymmddhhmmss.csv

Name	Data Type	No Nulls	Primary Key	CQ	Comments
zone_id	INT	True	True	N	Identifier number of CC zone.
zone_name	NVARCHAR(50)	True	False	N	Name of CC zone.
zone_type	NVARCHAR(20)	True	False	N	Type of CC zone. Entry/Exit.
start_date	NVARCHAR(12)	True	True	N	Starting CC product period start date. Dd mmm yyyy.
end_date	NVARCHAR(12)	True	True	N	Ending CC product period end date. Dd mmm yyyy.
total_holding_gj	NUMERIC(18,9)	False	False	Y	
source	NVARCHAR(20)	True	True	N	Acquired source of the holding. Eg: AUCTION DTSSP14
current_date	VARCHAR(12)	True	False	N	Report generation date. dd mmm yyyy hh:mm:ss

5.12 CC registry report

- Trigger: Time Triggered
- Frequency: Daily 00:00
- Audience: Market Participant
- Output filename: int352_v[n]_ccregistry_[p]~yyyymmddhhmmss.csv

Name	Data Type	No Nulls	Primary Key	CQ	Comments
zone_id	INT	True	True	N	Identifier number of CC zone.
zone_name	NVARCHAR(50)	True	False	N	Name of CC zone.

Name	Data Type	No Nulls	Primary Key	CQ	Comments
zone_type	NVARCHAR(20)	True	False	N	Type of CC zone. Entry/Exit.
start_date	NVARCHAR(12)	True	True	N	Start date of the period.
end_date	NVARCHAR(12)	True	False	N	End date of the period.
quantity_gj	NUMERIC(18,9)	False	False		
source	VARCHAR(20)	True	True	N	Acquired source of the holding. Eg: AUCTION DTSSP14
current_date	VARCHAR(21)	True	False	N	Report generation date. dd mmm yyyy hh:mm:s

5.13 CC tie breaking event report

- Trigger: Time Triggered
- Frequency: Daily at 06:00
- Audience: Public
- Output filename: int381_v4_tie_breaking_event_[p]~yyyymmddhhmiss.csv

Name	Data Type	No Nulls	Primary Key	CQ	Comments
gas_date	VARCHAR 20	True	False	N	The date of gas day being reported (for example, 30 Jun 2012)
schedule_interval	INT	True	True	N	(1,2,3,4 or 5)
transmission_id	INT	True	True	N	Schedule ID from which results were drawn
mirn	VARCHAR10	True	True	N	Meter Registration Identification number of the system point
tie-breaking_event	INT	False	False	Y	Total tie-breaking even
cc_bids	INT	False	False	Y	If the tie-breaking bids have CC allocated to them, list number of bids with CC allocated to them
non_cc_bids	INT	False	False	Y	If the tie-breaking bids do not have CC allocated to them, list number of bids with no CC allocated to them

Name	Data Type	No Nulls	Primary Key	CQ	Comments
part_cc_bids	INT	False	False	Y	If the tie-breaking bids have part CC allocated to them, list number of bids with part CC allocated to them.
gas_not_scheduled	NUMERIC(18,9)	False	False	Y	Aggregate tie breaking bids - aggregate tie breaking bids scheduled
current_date	DATETIME	True	False	N	Date and time report produced (for example, 30 Jun 2012 06:00:00)

5.14 CC tie breaking rights report

- Trigger: Event Triggered
- Frequency: Approval of Operating Schedule
- Audience: Market Participant
- Output filename: int186_v4_tie_breaking_rights_[p]~yyyymmddhhmiss.csv

Name	Data Type	No Nulls	Primary Key	CQ	Comments
gas_date	VARCHAR 20	True	False	N	The date of gas day being reported (for example, 30 Jun 2012)
transmission_id	INT	True	True	N	Schedule ID from which results were drawn
schedule_time	VARCHAR8	True	False	N	The starting hour of the scheduling interval (for example, 6:00 AM, 2:00 PM)
schedule_type	VARCHAR8	True	False	N	The schedule types. This field will have one of the following values: D means the schedule was run on the gas day D+1 means the schedule was run 1 day ago. D+2 means the schedule was run 2 days ago
mirn	VARCHAR10	True	True	N	Meter Registration Identification number of the system point

Name	Data Type	No Nulls	Primary Key	CQ	Comments
tie-breaking_right_gj	NUMERIC(18,9)	False	False	N	Total tie-breaking right expressed in GJ. This is the total amount of tie-breaking rights for the given MP for the system point as denoted by the mirn.
current_date	DATETIME	True	False	N	Date and time report produced (for example, 30 Jun 2012 06:00:00)

5.15 Curtailment report

- Trigger: Event Triggered
- Frequency: Issue of Curtailment Instruction
- Audience: Registered Participant
- Output filename: int133a_v[n]_curtailment_instruction_rpt_[p]~yyyymmddhhmmss.csv

Name	Data Type	No Nulls	Primary Key	CQ	Comments
curtail_pub_key	CHAR 10.	True	True	N	Curtailment Identifier.
mirn	CHAR 10.	True	True	N	Vicgas equivalent to National Metering Identifier (NMI)
customer_name	VARCHAR 100.	False	False	N	
street	VARCHAR 100.	False	False	N	
suburb	VARCHAR 100.	False	False	N	
post_code	CHAR 4.	False	False	N	
retailer_name	VARCHAR 40.	False	False	N	
distributor_name	VARCHAR 40.	False	False	N	
meter_no	VARCHAR 10.	False	False	N	Primary supply transmission connection meter number
pipe_section	VARCHAR 25.	False	False	N	DTS pipe section to which the PC meter CTM is connected

Name	Data Type	No Nulls	Primary Key	CQ	Comments
industry_code	VARCHAR 100..	False	False	N	Industry code to which the site is registered.
gas_date	VARCHAR 20.	True	True	N	Gas Day Date and starting hour
hour_1	NUMERIC(18,3)	False	False	N	Restricted energy usage value (GJ) that cannot be exceeded for 6:00 AM. May be NULL for hours a restriction is not required.
hour_2	NUMERIC(18,3)	False	False	N	Restricted energy usage value (GJ) that cannot be exceeded for 7:00 AM. May be NULL for hours a restriction is not required.
hour_3	NUMERIC(18,3)	False	False	N	Restricted energy usage value (GJ) that cannot be exceeded for 8:00 AM. May be NULL for hours a restriction is not required.
hour_4	NUMERIC(18,3)	False	False	N	Restricted energy usage value (GJ) that cannot be exceeded for 9:00 AM. May be NULL for hours a restriction is not required.
hour_5	NUMERIC(18,3)	False	False	N	Restricted energy usage value that cannot be exceeded for 10:00 AM. May be NULL for hours a restriction is not required.
hour_6	NUMERIC(18,3)	False	False	N	Restricted energy usage value that cannot be exceeded for 11:00 AM. May be NULL for hours a restriction is not required.
hour_7	NUMERIC(18,3)	False	False	N	Restricted energy usage value that cannot be exceeded for 12:00 PM. May be NULL for hours a restriction is not required.

Name	Data Type	No Nulls	Primary Key	CQ	Comments
hour_8	NUMERIC(18,3)	False	False	N	Restricted energy usage value that cannot be exceeded for 1:00 PM. May be NULL for hours a restriction is not required.
hour_9	NUMERIC(18,3)	False	False	N	Restricted energy usage value that cannot be exceeded for 2:00 PM. May be NULL for hours a restriction is not required.
hour_10	NUMERIC(18,3)	False	False	N	Restricted energy usage value that cannot be exceeded for 3:00 PM. May be NULL for hours a restriction is not required.
hour_11	NUMERIC(18,3)	False	False	N	Restricted energy usage value that cannot be exceeded for 4:00 PM. May be NULL for hours a restriction is not required.
hour_12	NUMERIC(18,3)	False	False	N	Restricted energy usage value that cannot be exceeded for 5:00 PM. May be NULL for hours a restriction is not required.
hour_13	NUMERIC(18,3)	False	False	N	Restricted energy usage value that cannot be exceeded for 6:00 PM. May be NULL for hours a restriction is not required.
hour_14	NUMERIC(18,3)	False	False	N	Restricted energy usage value that cannot be exceeded for 7:00 PM. May be NULL for hours a restriction is not required.

Name	Data Type	No Nulls	Primary Key	CQ	Comments
hour_15	NUMERIC(18,3)	False	False	N	Restricted energy usage value that cannot be exceeded for 8:00 PM. May be NULL for hours a restriction is not required.
hour_16	NUMERIC(18,3)	False	False	N	Restricted energy usage value that cannot be exceeded for 9:00 PM. May be NULL for hours a restriction is not required.
hour_17	NUMERIC(18,3)	False	False	N	Restricted energy usage value that cannot be exceeded for 10:00 PM. May be NULL for hours a restriction is not required.
hour_18	NUMERIC(18,3)	False	False	N	Restricted energy usage value that cannot be exceeded for 11:00 PM. May be NULL for hours a restriction is not required.
hour_19	NUMERIC(18,3)	False	False	N	Restricted energy usage value that cannot be exceeded for 12:00 AM. May be NULL for hours a restriction is not required.
hour_20	NUMERIC(18,3)	False	False	N	Restricted energy usage value that cannot be exceeded for 1:00 AM. May be NULL for hours a restriction is not required.
hour_21	NUMERIC(18,3)	False	False	N	Restricted energy usage value that cannot be exceeded for 2:00 AM. May be NULL for hours a restriction is not required.

Name	Data Type	No Nulls	Primary Key	CQ	Comments
hour_22	NUMERIC(18,3)	False	False	N	Restricted energy usage value that cannot be exceeded for 3:00 AM. May be NULL for hours a restriction is not required.
hour_23	NUMERIC(18,3)	False	False	N	Restricted energy usage value that cannot be exceeded for 4:00 AM. May be NULL for hours a restriction is not required.
hour_24	NUMERIC(18,3)	False	False	N	Restricted energy usage value that cannot be exceeded for 5:00 AM. May be NULL for hours a restriction is not required.
curtailment_instruction	VARCHAR 500.	False	False	N	Curtailment instruction for a MIRN. If a MIRN is in multiple Curtailment Tables this message shows instruction for the highest table curtailed.
current_date	VARCHAR(21)	False	False	N	Date and Time Report Produced e.g. 26 Jul 2007 09:15:40

Only for Bairnsdale, the curtailment report is published as INT 433. Bairnsdale MIRNs are excluded from the curtailment tool. This report is triggered via the published button in the curtailment tool.

5.16 Settlements private uplift breakdown report

- Trigger Type: Event Triggered
- Published: Issue of Settlement Statements
- Audience: Market Participants
- Output File Name: int290a_v[n]_uplift_breakdown_sett_[p]~yyyymmddhhmmss.csv

Name	Data Type	No Nulls	Primary Key	CQ	Comments
statement_version_id	INT	True	False	N	Settlement statement version identifier
gas_date	VARCHAR(20)	True	True	N	Dd mmm yyyy
sched_no	INT	True	True	N	
company_id	INT	True	True	N	
surprise_amt	NUMERIC(15,4)	True	False	Y	uplift_type = 'SC'
suprise_gj	NUMERIC(18,9)	True	False	Y	uplift_type = 'SC'
common_amt	NUMERIC(15,4)	True	False	Y	uplift_type = 'VC'
common_gj	NUMERIC(18,9)	True	False	Y	uplift_type = 'VC'
current_date	VARCHAR(21)	True	False	N	Date and Time Report Produced e.g. 29 Jun 2007 01:23:45

5.17 Prudential private uplift breakdown report

- Trigger Type: Event Triggered
- Published: Daily Settlements Process
- Audience: Market Participants
- Output File Name: int290b_v[n]_uplift_breakdown_prud_[p]~yyyymmddhhmmss.csv

Name	Data Type	No Nulls	Primary Key	CQ	Comments
gas_date	VARCHAR(20)	True	True	N	Dd mmm yyyy
sched_no	INT	True	True	N	
company_id	INT	True	True	N	
surprise_amt	NUMERIC(15,4)	True	False	Y	uplift_type = 'SC'

Name	Data Type	No Nulls	Primary Key	CQ	Comments
suprise_gj	NUMERIC(18,9)	True	False	Y	uplift_type = 'SC'
common_amt	NUMERIC(15,4)	True	False	Y	uplift_type = 'VC'
common_gj	NUMERIC(18,9)	True	False	Y	uplift_type = 'VC'
current_date	VARCHAR(21)	True	False	N	Date and Time Report Produced e.g. 29 Jun 2007 01:23:45

5.18 Settlements public uplift breakdown report

- Trigger Type: Event Triggered
- Published: Issue of Settlement Statements
- Audience: Public
- Output File Name: int322a_v[n]_uplift_breakdown_sett_1~yyyymmddhhmmss.csv

Name	Data Type	No Nulls	Primary Key	CQ	Comments
statement_version_id	INT	True	False	N	Settlement statement version identifier
gas_date	VARCHAR(20)	True	True	N	Dd mmm yyyy
sched_no	INT	True	True	N	
total_uplift_amt	NUMERIC(15,4)	False	False	N	
tuq_qty	NUMERIC(18,9)	False	False	N	
dts_uplift_amt	NUMERIC(15,4)	False	False	N	
final_qds_gj	NUMERIC(18,9)	False	False	N	
event_cap_rate	NUMERIC(15,4)	False	False	N	
event_liability_amt	NUMERIC(15,4)	False	False	N	
event_liability_qty	NUMERIC(18,9)	False	False	N	
annual_cap_limit	NUMERIC(15,4)	False	False	N	
annual_liability_amt	NUMERIC(15,4)	False	False	N	
annual_liability_qty	NUMERIC(18,9)	False	False	N	

Name	Data Type	No Nulls	Primary Key	CQ	Comments
net_dts_uplift_amt	NUMERIC(15,4)	False	False	N	
modified_surprise_uplift_amt	NUMERIC(15,4)	False	False	N	
modified_surprise_uplift_qty	NUMERIC(18,9)	False	False	N	
common_uplift_amt	NUMERIC(15,4)	False	False	N	
common_uplift_qty	NUMERIC(18,9)	False	False	N	
current_date	VARCHAR(21)	False	False	N	Date and Time Report Produced e.g. 29 Jun 2007 01:23:45

5.19 Prudential public uplift breakdown report

- Trigger Type: Event Triggered
- Published: Daily Settlements Process
- Audience: Public
- Output File Name: int322b_v[n]_uplift_breakdown_prud_1~yyyymmddhhmmss.csv

Name	Data type	No Nulls	Primary Key	CQ	Comments
gas_date	VARCHAR(20)	True	True	N	Dd mmm yyyy
sched_no	INT	True	True	N	
total_uplift_amt	NUMERIC(15,4)	False	False	N	
tuq_qty	NUMERIC(18,9)	False	False	N	
dts_uplift_amt	NUMERIC(15,4)	False	False	N	
final_qds_gj	NUMERIC(18,9)	False	False	N	
event_cap_rate	NUMERIC(15,4)	False	False	N	
event_liability_amt	NUMERIC(15,4)	False	False	N	
event_liability_qty	NUMERIC(18,9)	False	False	N	
annual_cap_limit	NUMERIC(15,4)	False	False	N	
annual_liability_amt	NUMERIC(15,4)	False	False	N	
annual_liability_qty	NUMERIC(18,9)	False	False	N	

Name	Data type	No Nulls	Primary Key	CQ	Comments
net_dts_uplift_amt	NUMERIC(15,4)	False	False	N	
modified_surprise_uplift_amt	NUMERIC(15,4)	False	False	N	
modified_surprise_uplift_qty	NUMERIC(18,9)	False	False	N	
common_uplift_amt	NUMERIC(15,4)	False	False	N	
common_uplift_qty	NUMERIC(18,9)	False	False	N	
current_date	VARCHAR(21)	False	False	N	Date and Time Report Produced e.g. 29 Jun 2007 01:23:45

6 Participant Impact

To comply with this Release, participants must:

For more details about participant administration and user rights access, see [Guide to User Rights Management](#).

1. Stop using the Wholesale Market AMDQ Procedures.

With the release of the new Capacity Certificate Auction in the Markets Portal for preproduction, participants can submit auction bids only using the Markets Portal web interface or upload a CSV file via the web interface. Any previous automation to submit bids using the Participant file share (FTP) will be discontinued.

2. Start using the DWGM Capacity Certificates Auction.
3. Make sure the staff have the DWGM Capacity Certificate Auction Bidding access rights in the MSATS system. Your company Participant Administrator can assign these rights.
4. Schedule staff and resources to submit bids during the auction bidding window once AEMO sends out the Capacity Certificate Auction Notice.

7 Updates Related to AMDQ

The main changes the participants notice because of the AMDQ procedures becoming obsolete are in the MIBB reports:

- Metering Registration Data for 1 month (INT055a) – From January 2023, this report does not reflect the actual data. A note in the report indicates the AMDQ data does not reflect the actual data.
- INT055 - Metering Registration Data for rolling 11 days. From Jan 2023 this report will not reflect actual data. The system needs to add a note in these reports to AMDQ data does not reflect actual data.
- The following MIBB reports containing AMDQ data are decommissioned from the following dates:
 - INT292 Diversified AMDQ by sites - Diversified AMDQ by Site Relevant until revision period is over. This report is available for at least 2 years.
 - INT103e - AMDQ Nomination Confirmation- AMDQ nominations via Web Exchanger confirmation report. This report is decommissioned as of 1 January 2023.
 - INT146 - AMDQ Credits Relevant until revision period is over. This report is available for at least 2 years.
 - INT261 - Aggregated AMDQ Transferred, is decommissioned after 31 January 2023.
 - INT281 - Tariff V AMDQ allocation - this report has rolling one year data and is decommissioned from January 2024.
 - INT346 AMDQ portfolio settlements – This report is decommissioned after 10 January 2023.
 - INT137 - uplift payments (MP specific) - This report is decommissioned from 1 January 2024
 - INT137a - settlement uplift payments (MP specific) - This report is decommissioned from 1 January 2024
 - INT290 - uplift breakdown (MP specific) - This report is decommissioned from 1 January 2024
- The following scheduling MIBB reports are decommissioned from 1 January 2023.
 - INT103b – Injection Hedge Confirmation

Updates Related to AMDQ

- INT103f – AIHN Confirmation Report
- INT181 – Injection Tie Breaking Right
- INT182 – Agency Injection Hedge Right

8 Implementation

8.1 Transition

8.2 Implications

To maintain systems in-line with AEMO's market systems, participants need to:

- Review and assess the impact on their market systems with respect to the changes implemented as part of this Release.
- Change their systems prior to the implementation of this Release.
- Schedule staff and resources to upgrade their market systems for the production implementation of this Release.

8.3 Risks

- Participants will not have access to the DWGM interface on the Markets Portal if the Participant Administrator in the company does not provide correct user access rights. For more information on the access rights, see [User rights access](#).

9 Terms

9.1 Rules Terms

You can find the following terms defined in the [National Gas Rules \(NGR\)](#).

Term	Term	Term
AEMO	Linked Bid	Regional reference prices
AEMO Markets Portal	Market Clearing Price	Registered Participant
AEMO Website	Market Participants	Relevant Quarter
Auction	Maximum Units	Trading Limit
Auction Participant	Offer File	Trading Margin
Auction Rules	Offer Period	Trading Position
Bid File	Offer Submission	Unit Category
Cancelled Units	Offered Units	Units
Cancelled volume	Offers	Zone
Cash Security	Prudential Approved Participant	
Confidential Information	Region	

9.2 Glossary

Abbreviation/Term	Explanation
AEST	Australian Eastern Standard Time
CC	Capacity Certificate
CCAS	Capacity Certificate Auction Systems
CCATP	Capacity Certificate Auction and Transfer Procedures
DAA	Day-Ahead Auction
DTS	Declared Transmission System

Abbreviation/Term	Explanation
DWGM	Declared Wholesale Gas Market (Victorian Gas Market)
GJs	Giga joules.
MW	Megawatt
Release	DWGM - Release Schedule and Technical Specification – November 2022
Release Dates	Pre-production: 23 May 2022 Production: TBA - November 2022
VGPR	Victorian Gas Planning Report
FTP	File transfer protocol
NGR	National Gas Rules
MW	Megawatt

10 References

[DWGM Procedures, Policies and Guides](#): Provides a list of documents related to the Distributed Wholesale Gas Market.

[Information Systems](#): Provides guidance for *Registered Participants* and interested parties about AEMO's participant electricity market systems.

[User Rights Management](#): Assists participant administrators (PAs) to use the user rights management functions in the MSATS Web Portal.

11 Index

A

AMDQ, 9
AUCTION, 20
Auction quantity report, 11

B

Bulk bids, 17

C

Capacity Certificate Auction, 10
Capacity Certificate Auction Bidding, 9
Capacity Certificate Transfer, 10
Capacity certificates, 9
CC auction bid stack report, 22
CC auction bid rejection report, 25
CC auction final bid confirmation report, 23
CC auction quantity report, 24
CC auction results private report, 26
CC auction results public report, 27
CC auction system capability report, 24
CC auction zone report, 26
CC registry report, 11, 30
CC registry summary report, 30
CC tie breaking report, 31, 32
CC transfer report, 28, 29
Curtailed report, 33

D

declared transmission system, 9
DTS, 9
DTSSP, 20
DWGM, 9

F

FTP, 17

M

mandatory fields, 16
Market Participants, 9
MIBB reports, 11
MPs, 9

P

Participant file share, 17
Pending received transfer, 20
Prudential private uplift breakdown, 38
Prudential public uplift breakdown, 40

S

Settlements public uplift breakdown, 39
Settlements private uplift breakdown, 37
System Capacity report, 11

T

Transfer history, 21

U

Uploading CSV, 16

V

Victorian Distributed Wholesale Gas Market, 9

Z

Zone, 12