

Australian Wind Energy Forecasting System (AWEFS) and Australian Solar Energy Forecasting System (ASEFS)

September 2022

An overview of ASEFS and AWEFS design and usage for forecasting available capacity for semi-scheduled generators in the NEM.





Important notice

Purpose

AEMO has prepared this document to provide information about the Australian Wind Energy Forecasting System (AWEFS) and Australian Solar Energy Forecasting System (ASEFS), as at the date of publication.

Disclaimer

This document or the information in it may be subsequently updated or amended. This document does not constitute legal or business advice, and should not be relied on as a substitute for obtaining detailed advice about the National Electricity Law, National Electricity Rules, or any other applicable laws, procedures or policies. AEMO has made every effort to ensure the quality of the information in this document but cannot guarantee its accuracy or completeness.

Accordingly, to the maximum extent permitted by law, AEMO and its officers, employees and consultants involved in the preparation of this document:

- make no representation or warranty, express or implied, as to the currency, accuracy, reliability or completeness of the information in this document; and
- are not liable (whether by reason of negligence or otherwise) for any statements or representations in this document, or any omissions from it, or for any use or reliance on the information in it.

Copyright

© 2022 Australian Energy Market Operator Limited. The material in this publication may be used in accordance with the [copyright permissions on AEMO's website](#).

Version control

Version	Release date	Changes
1	May 2016	Previous version (AWEFS only).
2	19/9/2022	Included the Australian Solar Energy Forecasting System (ASEFS) and updated sections to be inclusive of wind and solar where appropriate. Removed references to MTPASA. Updated the document to reflect the National Electricity Amendment (Integrating Energy Storage Systems into the NEM) Rule 2021. Updated template.



Contents

Glossary	5
1 Introduction	6
2 Overview	7
3 Types of forecasts	8
4 Inputs	9
4.1 Static data – Energy Conversion Model	9
4.2 Dynamic data	9
5 Outputs	13
5.1 Types of forecasts generated	13
6 Usage	14
6.1 Semi-scheduled wind and solar generation forecasts	14
6.2 Non-scheduled wind / solar generation forecasts	14
7 Linkage between wind/solar generator SCADA, AWEFS/ASEFS and NEMDE	16
7.1 Dispatch and 5-minute Pre-dispatch (5MPD)	16
7.2 Pre-dispatch and PASA processes	17
8 Dispatch level and Semi-dispatch cap	18
8.1 NEMDE and generator dispatch levels	18
8.2 Semi-dispatch cap (SDC) and conditions for trigger	18
A1. AWEFS/ASEFS forecasts during abnormal conditions	20
A1.1 Bad or failed quality SCADA	20
A1.2 High wind speed cut-out	21
A1.3 Periods when AWEFS/ASEFS UIGF forecasts are suppressed	21
A1.4 Periods when a semi-scheduled generator is <i>constrained off</i> in Dispatch	23

Figures

Figure 1	Inputs and outputs for dispatch, 5MPD processes	10
Figure 2	Inputs and outputs for Pre-dispatch and Short term PASA forecasts	11
Figure 3	Usage of non-scheduled wind/solar generation forecast in determining scheduled demand for Pre-dispatch and ST PASA	15
Figure 4	Linkage between wind/solar generator SCADA, AWEFS/ASEFS and NEMDE in Dispatch and 5MPD	16



Figure 5	Linkage between wind generator market systems inputs, weather forecasts, AWEFS/ASEFS and NEMDE in Pre-dispatch and PASA processes	17
Figure 6	AWEFS and ASEFS validation checks to determine if a generator is constrained off	24

Glossary

In this document, a word or phrase in *this style* has the same meaning as given to that term in the National Electricity Rules.

In this document, capitalised words or phrases or acronyms have the meaning set out opposite those words, phrases, or acronyms in the table below.

Unless the context otherwise requires, this document will be interpreted in accordance with Schedule 2 of the *National Electricity Law*.

Term	Meaning
5MPD	5-minute Pre-dispatch
AWEFS	Australian Wind Energy Forecasting System
ASEFS	Australian Solar Energy Forecasting System
ECM	Energy conversion model
EMMS	Electricity Market Management Systems
EMS	Energy Management System
ESOO	Electricity Statement of Opportunities
FCST	Short for 'forecast' - AEMO's EMS calculated dispatch UIGF
MW	Megawatts
NEM	National Electricity Market
NEMDE	NEM Dispatch Engine
NER	National Electricity Rules
NSP	Network Service Provider
PASA	Projected Assessment of System Adequacy
PD	Pre-dispatch
POE	Probability of Exceedance
SCADA	Supervisory Control and Data Acquisition
SDC	Semi-dispatch Cap
ST PASA	Short term Projected Assessment of System Adequacy
TNSP	Transmission Network Service Provider
UIGF	Unconstrained Intermittent Generation Forecast



1 Introduction

The purpose of this document is to provide a high-level overview of the Australian Wind Energy Forecasting System (AWEFS) and Australian Solar Energy Forecasting System (ASEFS) design, detailing the inputs, outputs and their usage. The document also provides information about the linkage between generator Supervisory Control and Data Acquisition (SCADA), Australian Wind Energy Forecasting System (AWEFS), Australian Solar Energy Forecasting System (ASEFS) and NEM Dispatch Engine (NEMDE), and how NEMDE generates dispatch instructions (dispatch level and semi-dispatch cap) for semi-scheduled generators using AWEFS and ASEFS forecasts.

The intended audience for this document is anyone interested in gaining an understanding of AWEFS or ASEFS.



2 Overview

Under National Electricity Rules (NER) Clause 3.7B, AEMO is required to prepare forecasts of the available capacity of semi-scheduled generating units, in order to schedule sufficient generation in the Dispatch process. AEMO is also required to prepare Unconstrained Intermittent Generation Forecasts (UIGF)¹ to be used in Projected Assessment of System Adequacy (PASA) processes (NER Rule Clause 3.7.1 (c) (2)) for reserve assessment purposes. In order to meet these requirements, the Australian Wind Energy Forecasting System (AWEFS) and Australian Solar Energy Forecasting System (ASEFS) produces wind or solar generation forecasts for all semi-scheduled wind and solar generating units in the NEM. AWEFS also produces wind generation forecasts for significant non-scheduled wind generating units in the NEM.

¹ Unconstrained Intermittent Generation Forecasts (UIGF) is the forecast generation output of individual semi-scheduled generating units (wind/solar farms) without considering network limitations modelled in AEMO constraints, economical decisions or the dispatch optimisation process.

3 Types of forecasts

AWEFS and ASEFS generate forecasts for the Dispatch, 5MPD, Pre-Dispatch, and Short term PASA processes. The horizon (period up to which forecasts are generated), frequency (how often forecasts are generated) and resolution (period for which the forecast applies) of the forecasts for each process are provided in Table 1.

Table 1 Forecast horizons, frequency of updates and resolution

	Horizon	Frequency of updates	Resolution
Dispatch	5 min	5 min	5 min
5MPD	2 hours	5 min	5 min
Pre-dispatch	Up to 40 hours	30 min	30 min
Short term PASA	8 days	30 min	30 min



4 Inputs

There are two sets of inputs that are used for generating forecasts in AWEFS and ASEFS.

1. A set of static data related to the technical specifications of the wind/solar generator (from the Energy Conversion Model²), in order to develop the forecasting models for different types of wind/solar generators.
2. A set of dynamic data, consisting of real-time measurements (through SCADA) and numerical weather predictions, are used in the forecasting models to generate the forecasts for the different timeframes.

4.1 Static data – Energy Conversion Model

New semi-scheduled generators connecting to the NEM, and some intermittent non-scheduled generators (where network conditions require it), are required to submit an Energy Conversion Model (ECM) consisting of the wind/solar generator details and attributes of the individual clusters. Due to the different locational parameters and wind turbine / solar farm technologies associated with different wind/solar generators, it is necessary to develop forecasting models specific to each generator. The static data provided as part of the ECM assists in choosing and developing the forecasting models for each wind/solar generator.

4.2 Dynamic data

The dynamic data that are used in generating the forecasts vary based on the processes (or timeframes). The inputs for each process are listed below.

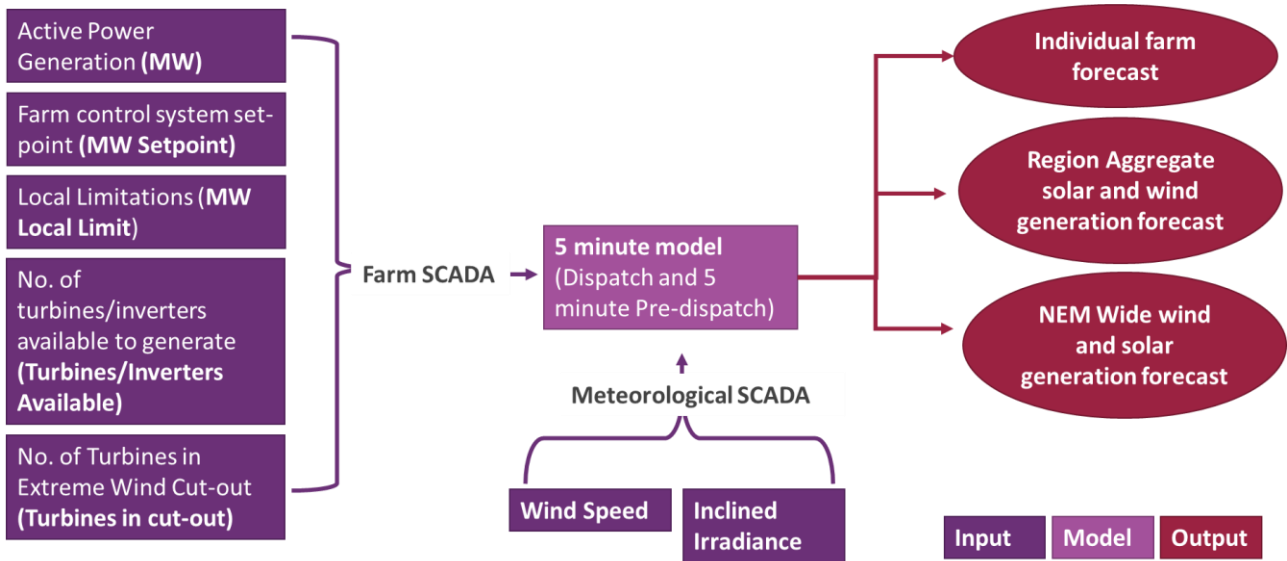
4.2.1 Dispatch and 5-minute pre-dispatch (5MPD)

The forecasts in the Dispatch and 5-minute Pre-dispatch processes (5MPD) depend on real-time measurements (SCADA³). **Error! Reference source not found.** below summarises the various SCADA inputs that are needed to generate the forecasts in the Dispatch and 5MPD processes.

² The *Energy Conversion Model* Guidelines spreadsheet can be found at: <http://www.aemo.com.au/Electricity/National-Electricity-Market-NEM/Planning-and-forecasting/Solar-and-wind-energy-forecasting>

³ A guide to SCADA data requirements for AWEFS and ASEFS can be found at: https://aemo.com.au/-/media/files/electricity/nem/security_and_reliability/dispatch/policy_and_process/guide-to-data-requirements-for-awefs-and-asefs.pdf

Figure 1 Inputs and outputs for dispatch, 5MPD processes



AWEFS and ASEFS compute a UIGF for the dispatch timeframe (5 minutes ahead) to ST-PASA timeframe (7 days ahead). These are forecasts of the available capacity of generation without considering network limitations modelled in AEMO constraints, economical decisions or the dispatch optimisation process. The process used for the 5-minute dispatch timeframe is described in detail below.

For non-scheduled farms, the AWEFS/ASEFS forecast is not used in the dispatch process – instead a persistence level is assumed.

For semi-scheduled wind and solar farms in the dispatch timeframe, AWEFS and ASEFS compute the 5-minute dispatch UIGF as follows:

1. A 1-minute average of SCADA data (live feed from wind/solar farm) is captured each minute. This SCADA includes MW generation, wind speed / global inclined irradiance, turbines / inverters available, control system set point, local limit and other signals as specified in the ECM.
2. AWEFS/ASEFS determines if the wind/solar farm's output is constrained. It is assumed to be constrained if the current dispatch interval is a semi-dispatch interval (i.e. the wind/solar farm is capped by NEMDE), or if the MW generation is close to the SCADA Control System Set Point (within 5% of the generating unit's nameplate rating).
3. AWEFS/ASEFS will input the current MW generation into the UIGF calculation if the farm's output is not constrained. If the output is constrained as determined in step 2, AWEFS/ASEFS will input into the UIGF calculation a potential power based on the SCADA Wind Speed / Inclined Irradiance and SCADA Turbines / Inverters available, using a dynamically tuned power curve⁴. The higher of the current MW generation and the calculated potential power is used.
4. Steps 1-3 occur every minute. At 3 minutes into the current dispatch interval AWEFS/ASEFS calculates a forward forecast for the end of the next dispatch interval (7 minutes hence), based on filtering of the previous hour of 1-minute samples, heavily weighted to the recent 1-minute averages.

⁴ Once sufficient unconstrained site-SCADA data is attained, wind farm power curve are updated on a daily basis and solar farm power curves are updated once every three months.

5. The UIGF is then capped by the SCADA Local Limit signal, representing local MW limitations on the plant (e.g. transformer outages, limitations due to reactive plant outages, network outages not reflected in AEMO constraints, derating effects). The UIGF is also capped by the optional Turbines Extreme Wind Cut-out signal, where the cap is at (turbine rated capacity * (SCADA Turbines Available – SCADA Turbines Extreme Wind Cut-out)).

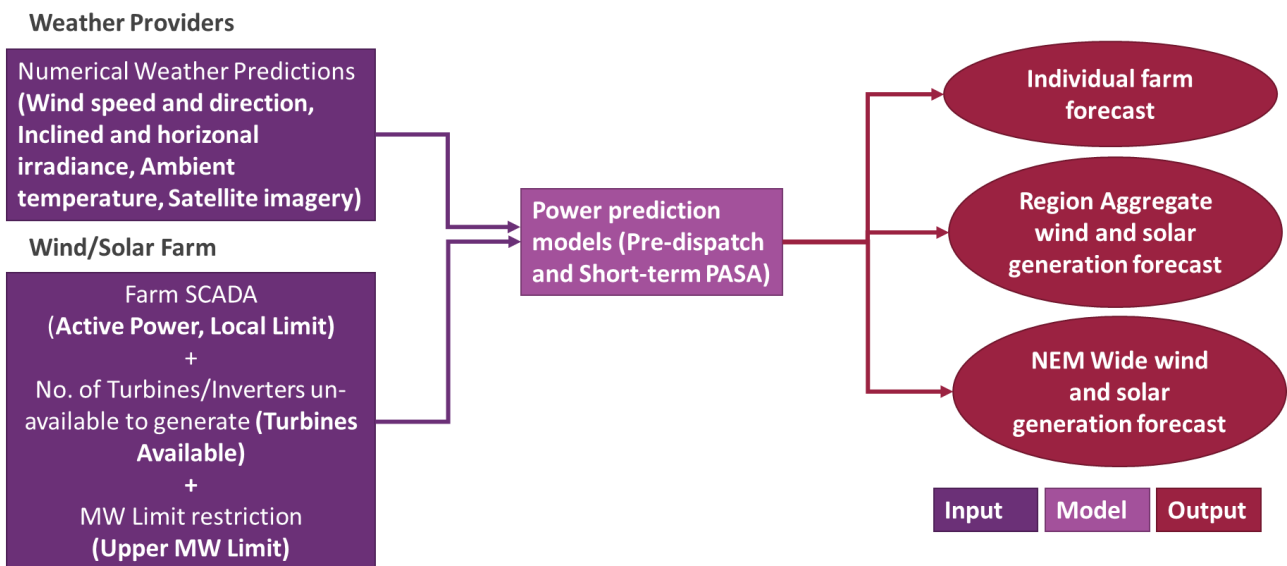
Details of all the required SCADA can be found in the ECM guidelines⁵.

The Turbines/Inverters Available and Upper MW Limit information entered via AEMO’s EMMS Markets Portal do not apply to the Dispatch and 5-minute Pre-dispatch timeframes. Local limitations on the plant are managed in the Dispatch and 5-minute Pre-dispatch timeframes using the SCADA Local Limit signal and the SCADA Turbines/Inverters Available signal.

4.2.2 Pre-dispatch and Short term PASA

Figure 2 below summarise the inputs required to generate the Pre-dispatch and Short term PASA forecasts.


Figure 2 Inputs and outputs for Pre-dispatch and Short term PASA forecasts



The forecasts in the Pre-dispatch and Short term PASA timeframes are dependent on:

- Numerical Weather Predictions: AEMO has contracted with several commercial weather forecast providers, to provide weather predictions that are used to generate the Pre-dispatch and ST PASA wind generation forecasts. The weather prediction that has the most impact on these forecasts is Wind speed/Global Inclined Irradiance.
- No. of turbines/inverters available to generate (Turbines Available/Inverters Available): All wind and solar generators are required to provide information regarding the number of turbines/inverters available for generation in each cluster. Turbines/inverters are considered unavailable to operate when they are (but not limited to):

⁵ Energy conversion model Guidelines available at : <http://www.aemo.com.au/Electricity/National-Electricity-Market-NEM/Planning-and-forecasting/Solar-and-wind-energy-forecasting>.

- 
- Not yet built.
 - Still being commissioned and not released for operation.
 - Out of service due to a forced or planned outage. For example, maintenance or distribution network outage not reflected in AEMO constraints.
 - Unable to generate due to unavailable connection network.

This information is used by AWEFS/ASEFS to determine the generation capability of the generator. The information is entered by wind/solar generator operators via AEMO's [EMMS Markets Portal](#)⁶.

- MW Limit restriction (Upper MW Limit): All wind/solar generators (including non-scheduled intermittent generators with an ECM) are also required to provide information regarding generation (MW) restrictions affecting the wind/solar generator. The restrictions could be limitations within the generator itself, which may prevent the generator from generating above a certain limit. Non-scheduled generators may request AEMO to enter limitations on their behalf due to TNSP outages. This information is used by AWEFS/ASEFS to determine the generation capability of the wind/solar generator.
- The Turbines/Inverters Available and Upper MW Limit entered via AEMO's EMMS Markets Portal do not apply to the Dispatch and 5-minute Pre-dispatch timeframes.

⁶ Refer to the Guide to Intermittent Generation document on the AEMO website, available at <https://aemo.com.au/-/media/files/market-it-systems/guide-to-intermittent-generation.pdf>.

5 Outputs

5.1 Types of forecasts generated

The AWEFS/ASEFS system generates four different types of UIGF forecasts:

- Individual wind/solar generator forecasts: It generates wind/solar generation forecasts for all semi-scheduled and non-scheduled wind/solar generators individually (of registered capacity greater than or equal to 30 MW).
- NEM Wide forecast: It generates separate NEM Wide wind and NEM Wide solar generation forecast comprising of generation due to semi-scheduled and non-scheduled wind or solar generators across the NEM.
- Region forecasts: It generates forecasts on a regional basis for New South Wales (NSW), Queensland (QLD), Victoria (VIC), South Australia (SA) and Tasmania (TAS), separately for wind and solar. Similar to the NEM Wide wind/solar generation forecasts, the regional forecasts include semi-scheduled and non-scheduled wind or solar generation within each region.
- Uncertainty forecasts: In Pre-dispatch, and Short term PASA timeframes, AWEFS/ASEFS generates 10% Probability of Exceedance (POE) and 90% POE forecasts for the three types of forecasts listed above.

6 Usage

This section details how UIGF forecasts are used in the different processes.

6.1 Semi-scheduled wind and solar generation forecasts

- In Dispatch, 5MPD and Pre-dispatch processes, the UIGF forecasts for individual semi-scheduled wind/solar generators are used as available capacity. Available capacity refers to the generation capability of a generator that is available for Dispatch (without consideration of network limitations modelled in AEMO constraints, price bids etc.). For conventional generators, the available capacity for each unit is submitted by the participant through their bid MaxAvail. However, for semi-scheduled and non-scheduled wind generators the available capacity is the same as their UIGF forecasts produced by AWEFS/ASEFS. The MaxAvail bid submitted by a semi-scheduled generator is currently ignored when producing the UIGF from AWEFS/ASEFS.
- In the Short term PASA process, the UIGF forecasts for individual semi-scheduled wind and solar generators are used as PASA Availability. Similar to available capacity in the Dispatch, 5MPD and Pre-dispatch processes, PASA Availability in the Short term PASA timeframe indicate the generation capability of the wind or solar generator without consideration of network limitations modelled in AEMO constraints, price bids etc.

6.2 Non-scheduled wind / solar generation forecasts

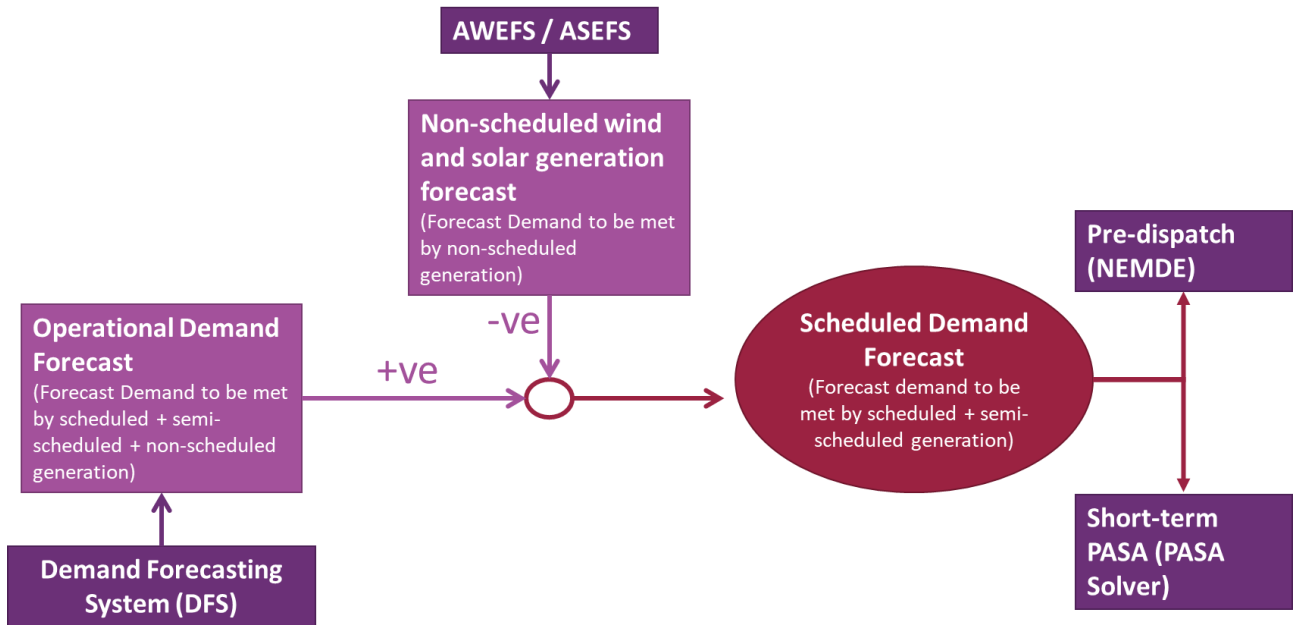
- In Pre-dispatch and Short term PASA processes, non-scheduled wind / solar generation forecasts are used in deriving the Scheduled Demand⁷ used for reserve assessment. The individual non-scheduled wind and solar generation forecasts in each region are deducted from the Operational Demand⁸ forecast generated by AEMO's Demand Forecasting System for the respective regions. The Scheduled Demand value thus produced is used in assessing generation and reserve availability in Pre-dispatch and Short term PASA processes. The Scheduled Demand value is also published to the market.

Figure 3 below provides a summary of the above process.

⁷ **Scheduled Demand** in a region is demand that is met by local scheduled and semi-scheduled generation and by generation imports to the region. **Scheduled Demand** differs from the other key demands in that it excludes the demand met by all non-scheduled (wind and non-wind) generation and exempt generation, and includes the demand of local scheduled loads.

⁸ **Operational Demand** in a region is demand that is met by local scheduled generation, semi-scheduled generation and non-scheduled wind generation of aggregate capacity ≥ 30 MW (with some exceptions). This also includes generation imports to the region but excludes the demand of local scheduled loads. Further information can be found at: https://www.aemo.com.au/-/media/Files/Electricity/NEM/Security_and_Reliability/Dispatch/Policy_and_Process/Demand-terms-in-EMMS-Data-Model.pdf

Figure 3 Usage of non-scheduled wind/solar generation forecast in determining scheduled demand for Pre-dispatch and ST PASA

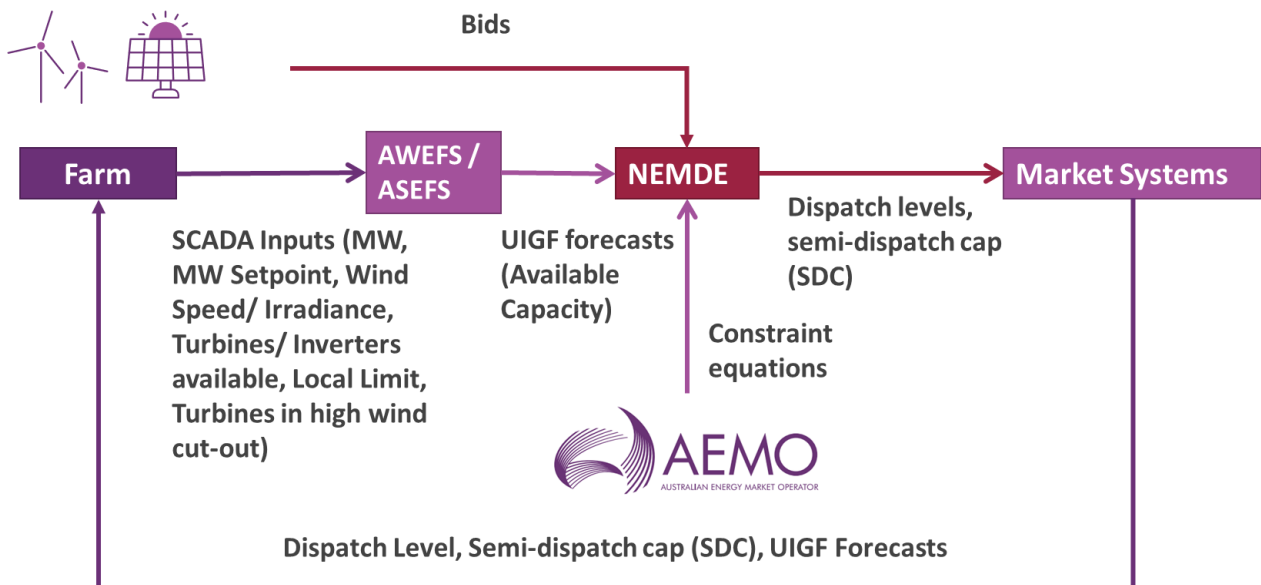


7 Linkage between wind/solar generator SCADA, AWEFS/ASEFS and NEMDE

7.1 Dispatch and 5-minute Pre-dispatch (5MPD)

The linkage between wind/solar generator SCADA, AWEFS/ASEFS and NEMDE in dispatch and 5MPD is summarised in Figure 4 below.

Figure 4 Linkage between wind/solar generator SCADA, AWEFS/ASEFS and NEMDE in Dispatch and 5MPD



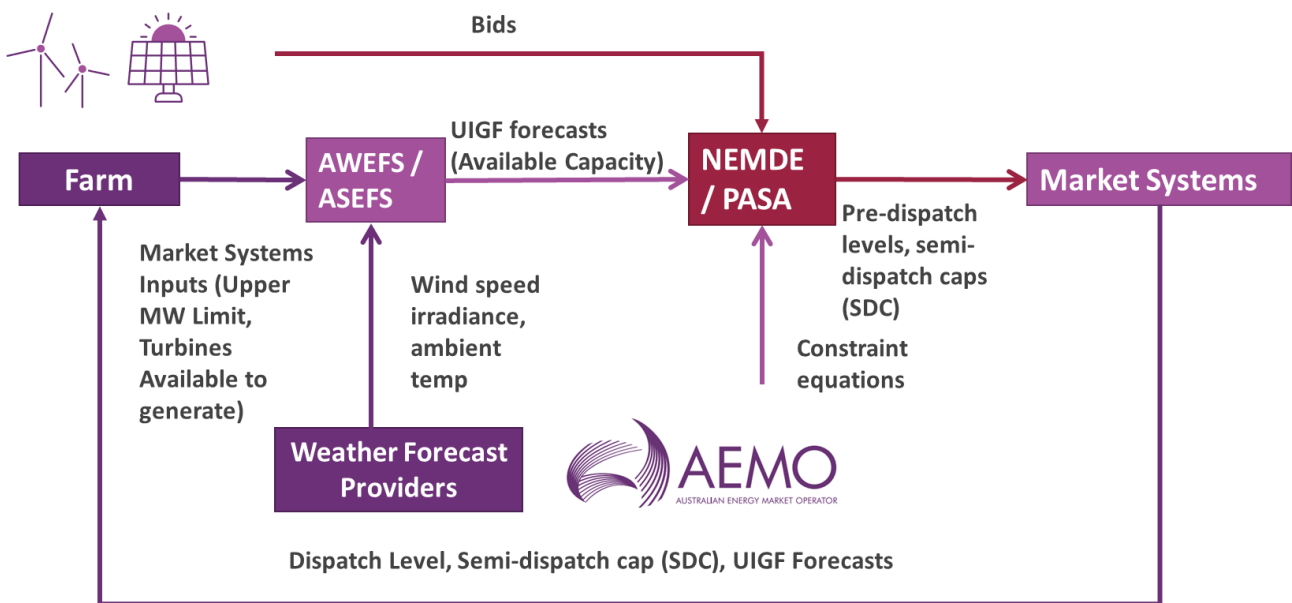
The SCADA inputs from each wind and solar generator feed into the AWEFS/ASEFS system, to generate UIGF for the Dispatch or 5MPD. UIGF represents the available capacity of the wind generator during the 5-minute dispatch interval. The forecasts are then used in NEMDE, where network constraints and price bids submitted by each generator are taken into consideration, for determining dispatch levels and semi-dispatch cap (SDC) for the dispatch interval. Generators receive the dispatch instruction (comprising the dispatch level (in MW) and semi-dispatch cap (0/1)) and UIGF forecasts via AEMO’s Market Systems Interface. Generators respond to the dispatch instruction by linearly capping their output⁹ at the dispatch level when the semi-dispatch cap (= 1) is applied. When the semi-dispatch cap is not applied (= 0), semi-scheduled generators are permitted to generate at their available resource.

⁹ Ramping requirements can be found at: https://www.aemo.com.au/-/media/files/electricity/nem/security_and_reliability/power_system_ops/procedures/so_op_3705-dispatch.pdf.

7.2 Pre-dispatch and PASA processes

The linkage between generator market systems inputs, weather predictions from weather forecast providers, AWEFS, ASEFS and NEMDE in Pre-dispatch and PASA is shown in **Error! Reference source not found.** below.

Error! Reference source not found. Linkage between wind generator market systems inputs, weather forecasts, AWEFS/ASEFS and NEMDE in Pre-dispatch and PASA processes



The market systems inputs (Upper MW Limit, Turbines/Inverters Available to generate) submitted by each wind/solar generator via the EMMS Markets Portal feed into the AWEFS/ASEFS system, to generate UIGF for the Pre-dispatch, and Short term PASA processes. The UIGF forecasts are then used in NEMDE, where network constraints and price bids submitted by each wind/solar generator are taken into consideration, for determining the dispatch levels for the Pre-dispatch, and Short term PASA processes.

8 Dispatch level and Semi-dispatch cap

This section provides an overview of how NEMDE determines dispatch levels for semi-scheduled wind and solar generators in the Dispatch, 5MPD and Pre-dispatch processes, based on the UIGF produced by AWEFS and ASEFS.

8.1 NEMDE and generator dispatch levels

NEMDE uses price bids, available capacity information and constraint equations (which represent limitations on the network) to determine dispatch levels for generators. Scheduled generators submit both price bids and available capacity information to NEMDE. However, semi-scheduled generators only submit price bid information since available capacity is determined by AWEFS and ASEFS. The price bids (submitted by the generator), available capacity (determined by AWEFS and ASEFS) and constraint equations (formulated by AEMO) feed into NEMDE, where intermittent generators are treated similar to conventional generators. Based on the inputs, NEMDE generates dispatch levels for semi-scheduled generators in Dispatch, 5MPD and Pre-dispatch processes. Semi-scheduled generators are only required to follow the dispatch levels when the semi-dispatch cap (SDC) is applied (on) otherwise they are permitted to generate at their available energy resource.

Similarly, in the Short term PASA process, the PASA availability for semi-scheduled generators is determined by AWEFS and ASEFS and is equivalent to the UIGF. PASA solver determines targets (after consideration of network limitations) for semi-scheduled generators based on the PASA availability information (determined by AWEFS and ASEFS).

8.2 Semi-dispatch cap (SDC) and conditions for trigger

In the Dispatch process, semi-scheduled generators are required to follow the dispatch levels generated by NEMDE only when the semi-dispatch cap (SDC) is applied (on). When the semi-dispatch cap applies for a particular DI, semi-scheduled generators are required to generate at or below the dispatch level generated for that DI, ensuring to linearly ramp towards their dispatch level, subject to energy resource availability. At times when the semi-dispatch cap is not applied, semi-scheduled generators are free to generate at their available energy resource.

The conditions that trigger NEMDE to apply a semi-dispatch cap are listed below:

1. If the dispatch level determined by NEMDE is less than the available capacity (determined by AWEFS and ASEFS), then semi-dispatch cap is set to 1 (normally 0). This could occur when there are:
 - network limitations that require the generator to generate less than its capability
 - inter-regional limitations
 - Price bid or market-related limitations including ramp rate, fixed loading level, non-dispatch of uneconomic price bands or marginal dispatch of economic price bands.

OR



2. If the dispatch level determined by NEMDE is equal to the available capacity (determined by AWEFS and ASEFS), but a generic constraint would be violated if the generator's generation were to exceed the dispatch level for that DI, then semi-dispatch cap is set to 1.

A1 details how AWEFS and ASEFS generates forecasts during abnormal conditions such as periods when:

- Bad/failed quality SCADA is input from the semi-scheduled generator.
- High wind speed conditions exceed the cut-out speed of wind turbines.
- AWEFS/ASEFS UIGF forecasts are suppressed and;
- Semi-scheduled generators are constrained off

In addition, the NEM Operational Forecasting and Dispatch Handbook for wind and solar generators document¹⁰ provides further guidance of the key requirements of semi-scheduled generators and some non-scheduled intermittent generators for forecasting and dispatch in the NEM.

¹⁰ Found at: https://aemo.com.au/-/media/files/electricity/nem/security_and_reliability/dispatch/policy_and_process/nem-operational-forecasting-and-dispatch-handbook-for-wind-and-solar-generators.pdf.



A1. AWEFS/ASEFS forecasts during abnormal conditions

The purpose of this section is to provide an understanding on how AWEFS and ASEFS generates forecasts during certain abnormal conditions.

A1.1 Bad or failed quality SCADA

Bad or failed quality SCADA, which includes stuck 'good' quality data, has the potential to impact the accuracy of the dispatch UIGF which can lead to the semi-scheduled generator being over- or under-dispatched. If participants fail to manage this, it can result in higher 'causer pays' factors for the participant's portfolio, which can potentially have a significant financial impact on the participant¹¹.

During periods of bad or failed quality SCADA Active Power generation (MW) from semi-scheduled generators, the AWEFS and ASEFS systems will rely on information from numerical weather predictions (from weather forecast providers) and availability entered in the EMMS Markets Portal (i.e. Upper MW Limit, Number of turbines/inverters available to generate) to determine the dispatch UIGF forecast. However, the quality of the dispatch UIGF forecast will deteriorate over time, particularly after 1hr of bad MW SCADA, since there is no real-time information about the semi-scheduled generator's MW output.

If SCADA Control Set-Point is bad or failed quality, AWEFS/ASEFS is unable to determine if the semi-scheduled generator is self-constraining output due to a local limit thus, the dispatch UIGF is based on the generator's active power output which leads to under-forecasting output and hence, under-dispatching the generator.

If SCADA Local Limit is bad or failed quality, AWEFS/ASEFS will ignore this parameter which can lead to over-forecasting output and over-dispatching the semi-scheduled generator if local limitation(s) are actually applying during this period.

If SCADA Turbines/Inverters Available is bad or failed quality, AWEFS/ASEFS assumes all Turbines/Inverters in the cluster are available which can lead to over-forecasting output and thus, generator being over-dispatched if not all turbines/inverters are available. In addition, if SCADA Turbines in High-wind Cut-out (if available) is bad or failed quality, AWEFS will ignore this parameter which can lead to over-forecasting output if turbines at the wind farm are experiencing high-wind cut-out.

If SCADA farm-level Wind Speed/Cluster-level Inclined Irradiance is bad of failed quality and semi-dispatch cap is active (=1), AWEFS/ASEFS ignores these inputs and relies on the farm's active power output to produce the forecast which can lead to under-forecasting output and hence, under-dispatching the generator. However, for solar farms with more than one cluster, the bad/failed quality cluster SCADA Inclined Irradiance signal will be ignored and instead, ASEFS will rely on the remaining 'good' quality cluster-level SCADA Inclined Irradiance signals by taking an average of these readings to produce the dispatch UIGF during semi-dispatch or constrained off intervals.

¹¹ Information on the calculation of causer pays factors and AEMO's Regulation FCAS Contribution Factor Procedure available at: <https://www.aemo.com.au/energy-systems/electricity/national-electricity-market-nem/system-operations/ancillary-services/ancillary-services-causer-pays-contribution-factors>.

A1.2 High wind speed cut-out

During periods when the wind speed increases above the cut-out speed¹² (as specified by the wind generator in the ECM), the forecasts generated by AWEFS are designed to reflect the reduced generation due to turbine cut-out (turbines that are automatically stopped or cut-out from generating), however the accuracy of the AWEFS forecasts may be reduced due to the difficulty in predicting high-wind-speed cut-out.


The optional SCADA Turbines Extreme Wind Cut-out signal provides additional information to AWEFS that will improve the accuracy of dispatch forecasts where high-wind-speed cut-out is occurring.

A1.3 Periods when AWEFS/ASEFS UIGF forecasts are suppressed

There are certain instances when AEMO suppresses the dispatch UIGF forecasts that are generated by AWEFS and ASEFS. These include:

- Early stages of commissioning for a new semi-scheduled generator: For newly commissioning semi-scheduled generators, the forecasting models in AWEFS and ASEFS require tuning and development, for which sufficient amount of active power generation (MW), turbine/inverter availability and wind speed/irradiance data needs to be accumulated. To allow sufficient time to build enough history, AEMO has the functionality to suppress the dispatch UIGF forecasts generated by AWEFS and ASEFS during this period. When the dispatch forecasts are suppressed, they are replaced with the FCST analog which is a start-up dispatch forecast model implemented in AEMO's EMS. The FCST uses real-time SCADA data inputs (Turbines/Inverters Available, Wind Speed/Inclined Irradiance, Local Limit) and static ECM information (Turbine/Inverter capacity, wind/solar power conversion curve) to create the dispatch UIGF. If any of the FCST inputs are bad quality, the dispatch UIGF is replaced with the SCADA Active Power generation (MW) (initialMW) from the semi-scheduled generator, in NEMDE, to generate the dispatch level for the next DI.
 - The Pre-dispatch/ST PASA forecasting models are typically developed prior to the semi-scheduled generator's registration effective date which results in Pre-dispatch/ST PASA UIGF forecasts from AWEFS and ASEFS being available from the registration effective date.
 - The dispatch/5MPD forecasting models are developed after the registration effective date, once sufficient operational data is available; SCADA data is 'good' quality, reliable and reflective of actual conditions; and the availability information in the EMMS Markets Portal is updated to reflect actual availability as shown via the equivalent SCADA signals.
 - AEMO will review and re-tune the AWEFS/ASEFS forecasting models of all new wind and solar farms after a period of operation has passed and a sufficient number of model input unconstrained data samples have been accumulated. This review and re-tuning could take place any time from a few weeks to a few months after registration, depending on the quality of input data, the range of input conditions observed, and how often output was constrained.

¹² Minimum speed at which turbines are stopped to avoid damage to the rotor blades.

- 
- Further information on the AWEFS/ASEFS model development process can be found in the NEM Operational Forecasting and Dispatch Handbook for Wind and Solar generators document¹³.

Periods when forecasts are seen to be grossly inaccurate: If the forecasts generated by AWEFS and ASEFS is seen to be inaccurate and a risk to system security, AEMO may suppress the UIGF forecasts which will revert to active power (initialMW) for dispatch timeframe and Pre-dispatch timeframe (unless AEMO inputs a forecast override), and 0MW for Short-term PASA timeframe (unless AEMO inputs a forecast override). AEMO will unsuppress the UIGF forecasts from AWEFS and ASEFS only at a stage when there is sufficient confidence in the quality of the forecasts.

¹³ Found at: https://aemo.com.au/-/media/files/electricity/nem/security_and_reliability/dispatch/policy_and_process/nem-operational-forecasting-and-dispatch-handbook-for-wind-and-solar-generators.pdf.

A1.4 Periods when a semi-scheduled generator is constrained off in Dispatch

During periods when a semi-scheduled generator output is restricted or constrained off due to network limitations or local generator restrictions, the forecasts generated by AWEFS and ASEFS do not reflect the semi-scheduled generator's active power (MW) output resulting from the limitations. The forecasts during such periods reflect the generation capability of the semi-scheduled generator in the absence of the external limitations. This is because NER Rule Clause 3.7B requires AEMO to prepare 'Unconstrained' forecasts at all times. The unconstrained forecasts, generated during periods when a semi-scheduled generator is constrained off, are dependent on the generator's SCADA wind speed/irradiance, SCADA number of turbines/inverters available to generate, the SCADA control system setpoint (MW Setpoint), the SCADA Local Limit, and the power conversion curve assigned to that semi-scheduled generator.

A1.4.1 A4.1 Mode of operation for generator SCADA Control System Setpoint (MW Setpoint) signal and SCADA Local Limit signal

The generator's SCADA control system setpoint (MW Setpoint) signal provides AWEFS and ASEFS with an indication on whether the generator's output is being limited, and does not reflect the unconstrained output possible given the wind/irradiance conditions. AWEFS and ASEFS uses this to determine how to calculate the dispatch UIGF and also to select which samples to use in tuning its forecasting models.

As described in the ECM Guidelines, the MW Setpoint SCADA should operate as listed below:

- During periods of normal operation (when generator output is not constrained off), the MW Setpoint should reflect a value above the generator's registered capacity (but below 250% of it).
- During periods when the generator is constrained off (eg. due to a semi-dispatch cap or local limit), the MW Setpoint should reflect the setpoint applied in the generator's control system to limit (down regulate) its output.
 - If the generator is constrained off due to a local limitation, the SCADA Local Limit should also reflect the MW set-point applied in the generator's control system (including other local limitations if applicable) to ensure the dispatch UIGF is limited to the MW set-point level, otherwise AWEFS/ASEFS could potentially over-forecast generator output.
 - If the generator is constrained off due to a semi-dispatch cap, only the MW set-point (not SCADA Local Limit) should reflect the semi-dispatch level issued by AEMO to ensure AEMO's compliance with NER3.7B in producing an 'unconstrained' forecast. In addition, this will also prevent the generator from being constrained off more than required. to at or below the level required by AEMO. During such periods, the MW set-point could be the same as the dispatch level generated by NEMDE (if the wind generator intends to generate at the level required by AEMO) or wind generator's own setpoint values (if the wind generator intends to generate at a level lesser than the level required by NEMDE).

A1.4.2 How does AWEFS and ASEFS detect if a generator is constrained off?

AWEFS and ASEFS performs certain validation checks to determine if a generator is constrained off. These checks are summarised in Figure 6 below.

Figure 6 AWEFS and ASEFS validation checks to determine if a generator is constrained off

