FRG Welcome

November 25 FRG Meeting

Energy.forecasting@aemo.com.au

www.Sli.do #FRG

Forward plan

Topics shown are NEM related

www.Sli.do #FRG

Today

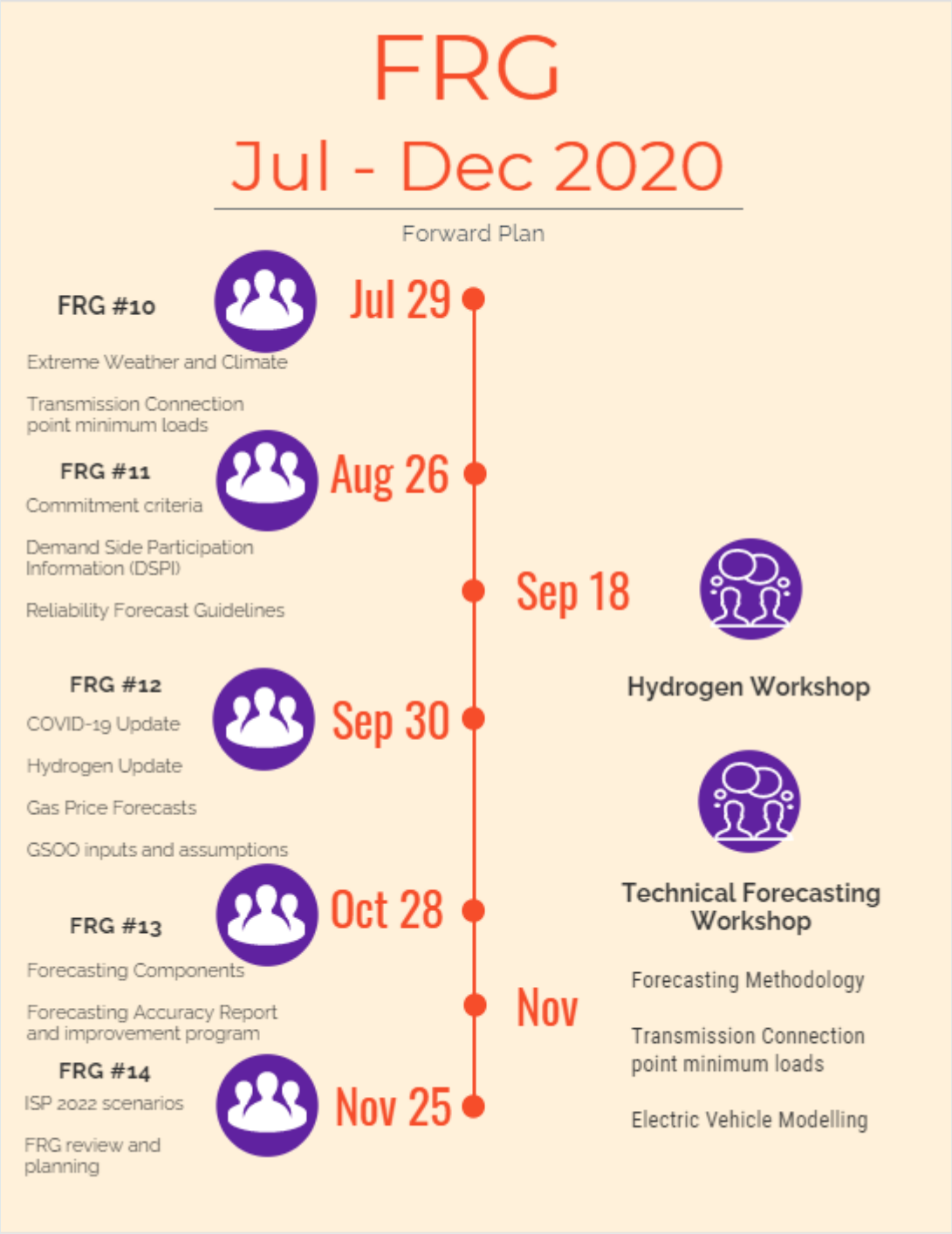

AEMO
AUSTRALIAN ENERGY MARKET OPERATOR

Agenda – FRG November 25th

www.Sli.do #FRG

#	TIME	TOPIC	PAPERS	RESPONSIBLE	ACTION
1.	2:00pm – 2:10pm	Welcome and Introductions	Welcome Slides	Daniel Collins (Chair)	Note
2.	2:10pm – 2:30pm Presentation: 10 min Discussion: 10 min	2020-21 Inputs, Assumptions Scenarios Report (IASR) update	Presentation 1	Nick Culpitt	Discuss
3.	2:30pm – 3:00pm Presentation: 15 min Discussion: 15 min	Forecasting Approach	Presentation 2	Daniel Collins	Discuss
4.	3:00pm – 3:40pm Presentation: 10 min Discussion: 30 min	FRG Forward Plan & review	Presentation 3	Daniel Collins	Discuss
5.	3:40pm – 3:50pm	Meeting Close	Next meeting: 27 January 2021	Chair	Note

Please note that this meeting will be recorded for the purpose of compiling minutes.

AEMO
AUSTRALIAN ENERGY MARKET OPERATOR

Submissions and minutes

www.Sli.do #FRG

- Minutes to be accepted
  - Draft – October 28
    - Accepting Feedback until 30 November

- Correspondence to Energy.forecasting@aemo.com.au

AEMO
AUSTRALIAN ENERGY MARKET OPERATOR

Actions

www.Sli.do #FRG

Item	Date Raised	Topic	Action required	Responsible	By	Status
4.2.2	10/06/2020	Improve FOR data collection	Improve data collection to include causes of outages	AEMO	Dec 2020	**OPEN**
4.6.1	30/09/2020	GDP growth rates	Release final data behind GDP growth rates for the COVID-19 recovery	AEMO	Will be published with IASR on December 11	**CLOSED**
4.11.1	11/11/2020	Reliability Forecast Guidelines Consultation	First stage submissions to RFG Consultation sent to energy.forecasting@aemo.com.au	Participants	16 December 2020	**OPEN**
4.11.2	11/11/2020	DSPI Guidelines Consultation	Second stage submissions to energy.forecasting@aemo.com.au	Participants	25 November 2020	**OPEN**

AEMO
AUSTRALIAN ENERGY MARKET OPERATOR

Discussion / Slido

www.Sli.do

Event #FRG

Please sign in (enter your name)

Participating in Webex

Please only use the chat for technical assistance

1
Press 'Participants' Button



On web browser:
Click the 3 dots:
"raise your hand"
&
"lower your hand"

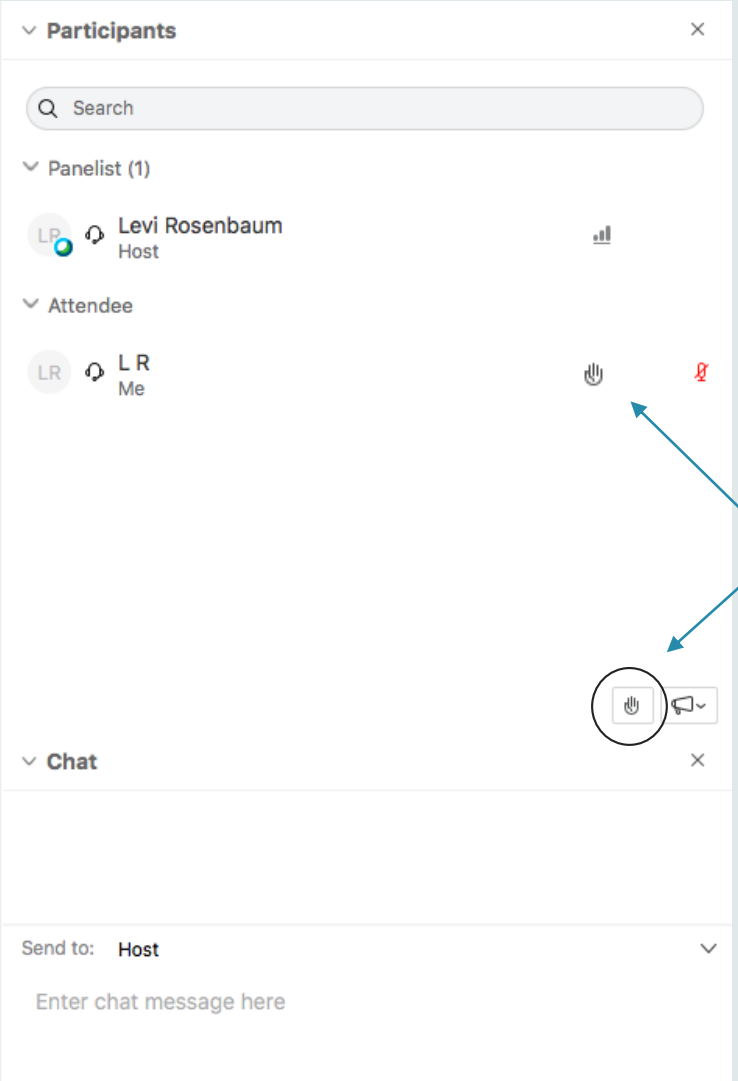

2
To ask a question put your hand up



3
A hand icon will appear next to your name

4
You will be unmuted when called upon

5
Press the hand icon to lower your hand